LES COMMANDOS PERCU

LE CONCERT DE FEU

TECHNICAL RIDER_23V1

last update march 2023

UNE PRODUCTION BIG DRUM

CONTACTS

Production & stage manager : Vincent Gonzalez / regie@commandospercu.com
+336 51 52 17 41

Fireworks : Metty Benistant / pyro@commandospercu.com
+335 61 35 00 77 / +336 68 98 77 01

Light control : Etienne Pinochet / pinochetetienne@gmail.com
+336 48 23 30331

Sound engineer : Laurent Boulhabel / lo.bou31@yahoo.fr
+33 (0)6 76 30 29 46

Préambule

This technical rider and any possible modifications are enclosed with the contract.

Each provider must be aware of the following technical conditions especially with regard to weather conditions.

We need the technical crew to welcome us on site : 1 local stage manager, 2 sound technicians, 2 light technicians. We also ask 2 people to help to set up / to strike (schedule to be confirmed). Our crew on tour is composed of 9 people : 5 musicians / pryotechnicians, 1 tour manager, 1 sound engineer, 1 light manager and 1 pyrotechnician.

INDEX

CONTACTS 2
PYROTECHNIC AND SCENIC DEVICES OVERVIEW 4
SET UP ASSISTANCE 5
STAGE, SOUND, POWER 5
STAGE CONTROL PLATFORM 5
POWER SUPPLY 5
OVERVIEW / DIMENSIONS 6
FIREWORKS SAFETY AREA 7
CLAUSES CONCERNING PYROTECHNICS 7
SAFETY 7
TENT FOR THE SET UP 8
DRESSING ROOM 8
CATERING 8
MATERIAL FOR FIREWORKS 8
PLANNING 9
BARRIERS 9
WEATHER 9
CLEANING UP 9
PUBLIC LIGHT 9
GUIDE FOR THE PARADE 9
LIGHT EQUIPEMENT LIST 10
LIGHT STAGE PLOT 11
SOUND EQUIPEMENT LIST 12
SOUND PATCH 13
SOUND STAGE PLOT 14
DETAILS FOR SHOWS ON, OR IN FRONT, OF WATER 15
NOTE FOR THE TECHNICAL STAFF 16

PYROTECHNIC AND SCENIC DEVICES OVERVIEW

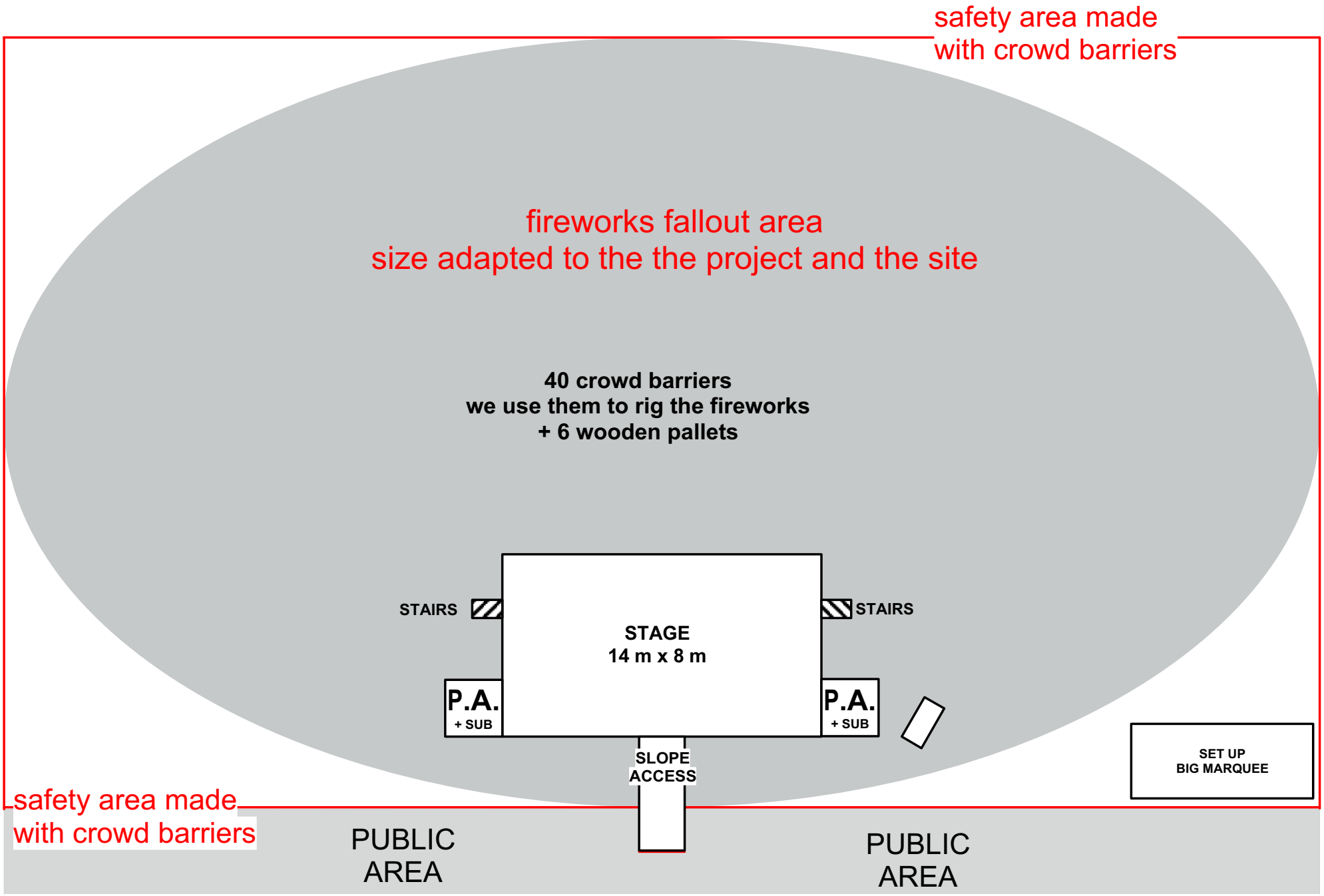

LOCAL CREW

- 1 site manager
- 1 light manager + 1 light technician (one them will the follow spot)
- 1 sound manager + 1 sound technician
- 1 local pyrotechnician

STAGE, SOUND, POWER

- Size : 14 m X 8 m, without handrail or any roof. The height depend of the audience expected :
  . less than 5 000 people, height = 1,40 m
  . between 5 000 et 10 000 people, height = 1,70 m
  . more than 10 000 people, height = 2,00 m
- 2 stairs at stage right and stage left , wide = 0,80 m, (see page 6).
- A front access slope without handrail : 2 m wide and 30% of slope
  (for a stage at 1,40 m height, we need a slope acces of 5m length, for a stage 1,70 m heigh = 6 m length and for a stage 2 m heigh = 7,00 m lenght)
- A black-face masking for the front side of the stage with 50 cm on the sides.
- A small stage 2 m x 1 m, h=2 meters,4 meters from stage's side, see plan page 6.
- **We need to drive around 20 x Ø4mm screws on the stage.** If it's possible, please provide us 25 weights of 5kg each.
- A squeege (to remove the water) for the stage in case of rain.
- To respect the identity of the show, we don't allowed big advertise on the stage's frame.

STAGE CONTROL PLATFORM

- A platform 4 x 3 m, h = 0.2 m for sound and light control desks. It has to be positioned 25 meters minimum away from the stage on its axis. Thank to set-up like this : sound desk in front, light desk behind
- A platform height = 4 meters for the follow spot, just behind the control room.
- Tent 5 m x 5 m appropriate for the stage control, it may be easily disassembled.
- To plan the route of wires run between the control desk and the stage.

POWER SUPPLY

- Power depend of the sound and light material (no provided by the company) so please ask to your sound and light provider to the power request.
- 3 power lines running under the stage (and not behind) with an electrical box providing 30m/A on each output line :
  - 1 three-phase + neutral service for the light system at the right side of the stage.
  - 1 three-phase + neutral service for Citycolors and Scrollers / light control desk / smoke machines / the spliter / at the right side of the stage
  - 1 three-phase + neutral service for the sound (ask the sound provider for more informations).
- The stage must be connected at the ground.
- We need 2 power plug 16A 220 V for 9 a.m. : 1 at stage left on stage and 1 at stage right close to stairs.

OVERVIEW / DIMENSIONS

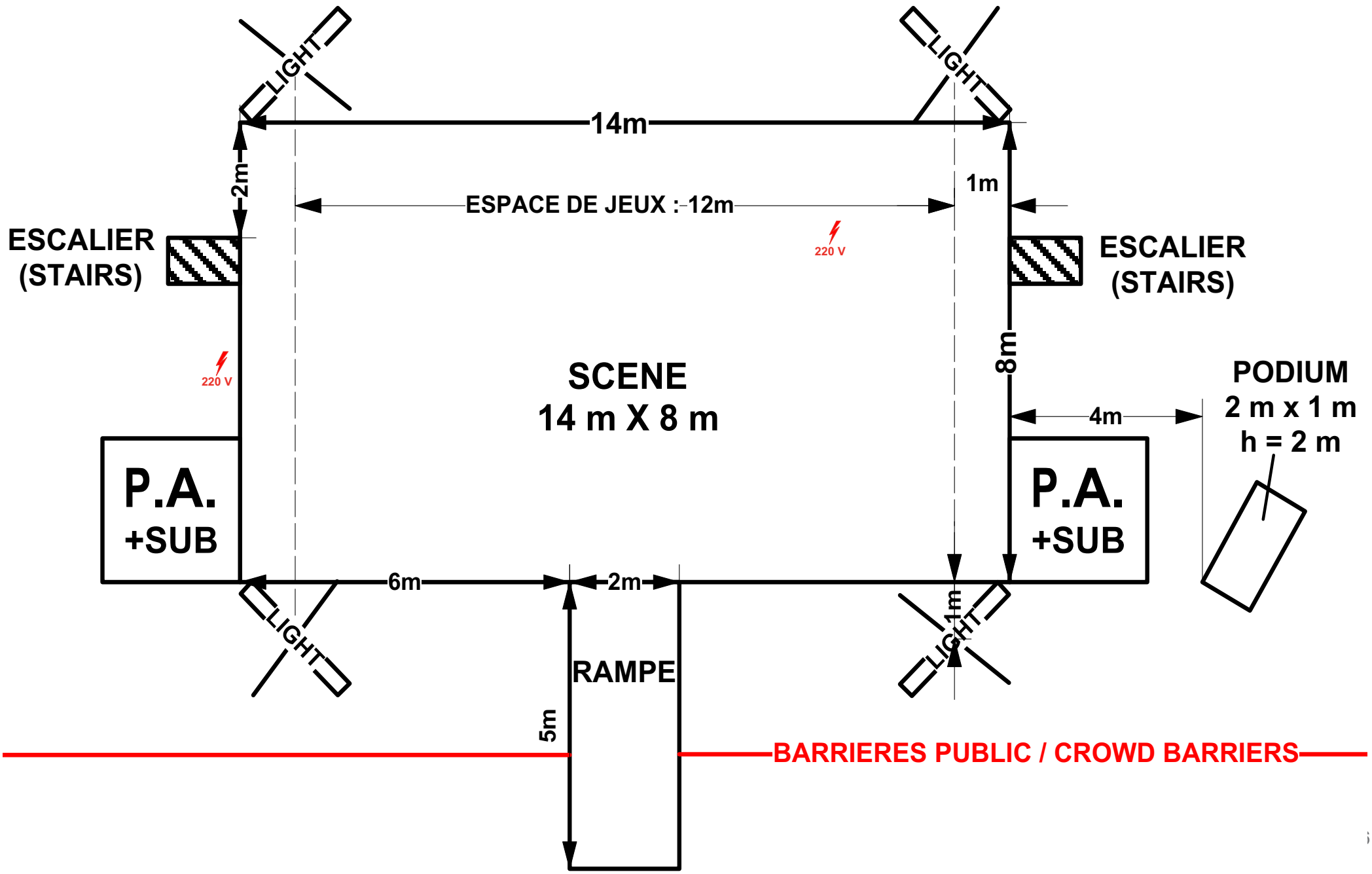

CLAUSES CONCERNING PYROTECHNICS (importation or local provider)

- The first step is to contact the local authority to know if you can import and use french fireworks. If it's not allowed thank you to follow the step below :
  - local pyrotechnician : we need to be assisted and supervised by a local pyrotechnician appointed by the organiser. (Please note that we have our own contacts in the UK, the Netherlands, Portugal : for details ask us).
  - The local pyrotechnician tasks will be :
    1. To analyze our needs concerning pyrotechnics. To work with the organiser to define what can be done according to the site and the specific country legislation.
    2. To help us find the products we require, according to our descriptions.
    3. To order these products, to deliver them on the site and to help with their rigging on site. Our pyrotechnicians will also take part to the rigging. We will fire the fireworks with our own firing system.
    4. To assume, as a local pyrotechnician, the responsibility for fireworks shooting.
    5. The local pyrotechnician fee is paid by the festival's organiser. This payment includes fireworks and salary.
    6. In order to have an effective collaboration and to be supplied with good products and excellent advice, we would like to work with a recognised pyrotechnician

FIREWORKS SAFETY AREA

- Safety area spreads from the front of the stage towards the rear area. It includes the stage. The perfect fireworks safety area is 70 meters wide x 60 meters deep. But, we can change the fireworks and play on a smaller (or bigger) site.
- No material should be store behind the stage and on the stage's side.(fireworks fallout zone). Storage is allowed behind PA, on sides of safety area and behind the stage
- Site must be available and closed to the audience as soon the fireworks will be delivery on site
- The pyrotechnic zone must be fitted with crowd control barriers according to security guidelines. Do not close the safety area with safety tape.
- Crowd barriers must be located at 3 or 5 meters away from the front of the stage.
- It is imperative for the site to be safely closed to keep people from getting into the fireworks area up to 2 hours after the show.
- After the performance, the crowd barriers located in the pyrotechnic zone should not be removed before notified by us.

SAFETY / SECURITY

- Security guards must be present before, during and up to 3 hours after the end of the show or all night long if we perform several days on the same site.
- The number of security guards required will be discussed with our production manager.
- It is crucial that members of the audience are prevented from getting into the pyrotechnic zone at all times.

PLACE / TENT FOR THE SET UP + STORAGE FOR FIREWORKS

- A room or large “Marquee” tent around 40 meters square and located on the site before the team arrives. It has to be equipped with 13 A 220V electrical outlets. 3 tables and 9 chairs are also required, Located near to the stage, on one side (nothing behind the stage).
- A 20 ft shipping container or prefab to store firework from delivery. If we play only one show, fireworks can be store on 5m x 5m waterproof tent with wooden pallet on the floor.
- This tent can be removed some hours before the show (ask us for more details).
- Thank your for providing water, coffee, tea and fresh fruit.

DRESSING ROOM

- Located near the stage with tea, coffee, water, soft drinks, fruits, light, 5 mirors, 5 towels + 5 washcloths, 2 tables and 9 chairs.
- It is mandatory to have tap with hot water to take off the make-up. Shower will appreciated.
- Thank you to provide a heater in case of cold weather (<15°C).

CATERING

- Thank you for providing water, tea, coffee and fresh fruit during all the day for 9 people next to the stage.
- We also need 8 sandwichs for after the strike (or for before the show if it is scheduled before 8:30 p.m.), they don’t stand for dinner

MATERIAL FOR FIREWORKS

- 6 wooden pallets, we give them back after the show.
- 50 kg of building sand (0/4)
- 4 H2O fire-extinguishers for the fireworks safety area
- 3 CO2 fire-extinguishers (2 behind PAs, 1 next to the F.O.H.).
- 40 crowd barriers, available 20m behind the stage. These barriers will be used to rig and stabilize fireworks.
  Note : these 40 barriers come in addition to those intended to enclose the wole fireworks safety area.
- We will need access to water to fill up our extinguishers.

CLEANING UP

- The organiser will be in charge of cleaning up the safety area and the stage after the show.
- Three 500 liters containers or equivalent will be needed to clean up the fireworks safety area, if we play many shows on the same place, please organize rubbish collection after each show.

PLANNING

- **If we don't provide the fireworks**, we need to have contenair (or closed place), tent for set up, tables and chairs ready for 8 am the day before the show because we prepare the fireworks. The safety area also must closed the day before the show with security guard all the day and overnight. This place can be on other place than the show.

Day of the show :

- 9:00 or 10:00 :- arrival of the company, all the requirements must be delivery on site and tent set-up must ready to use. The sound and light provider must have already overload his material.
  - set-up PA, FOH, light, backline and fireworks. All local crew must be present.
- 12:30 / 13:30 : lunch break,
- 14:00 : PA must ready to use
- 15:00 : light system must be ready
- 15:30 / 17:30 : soundcheck. If it's not possible or if an other show take place close to the stage, tell us beforehand and reserve a time lap of 90 min
- 17:00 : light focus
- The show goes for 45 min included a parade for 7 mn through the audience. We can do a bigger parade if you need.
- Strike takes place for 1 hours and half and start 20 mn after the end of the show (don't open the safety area before the end of the strike).

WEATHER

- All our fireworks materials and effects are waterproof. It's mandatory that we should be able to perform even in the weather was bad, provided of course that there is and audience and that the weather conditions do not become dangerous.
- All technical suppliers shall make the necessary arrangements for their equipments to be adequetely protected in case of bad weather.

PUBLIC LIGHT

- Please make all arrangements with local technical services for the street lighting to be turned off during the show.
- It's imperative that a person in chage will come and meet our lighting manager and our stage manager on the afternoon before the show at the latest.

LIGHT EQUIPEMENT LIST

contact : Etienne Pinochet
pinochetetienne@gmail.com
+336 48 23 30 31

• Power packs will have to be shel- tered under the stage.
• Plan two 1kW horiziods on a light stand, plugged in direct line for the firework's strike.
• The light plot will have to be set up and ready to run at 3 p.m.
• Thank you to bring a ladder to do the focus.
• All our pyrotechnic devices and effects are waterproof. It is mandatory that we should be able to perform even if the weather was bad, provid- ed of course that there is an audience and that the weather conditions do not become dangerous. All technical suppliers shall make the necessary arrangements for their equipement to be adequately protected in case of bad weather.

Reminder : no truss above the stage and no silver spot

- 4 x wind up stands ST 24 or ST 25 h = 5.5 m minimum
- 4 x aluminium truss 2,5 m maximum
- 2 x booms stands for single spot, height = 1,50 m
- 2 x booms stands (such as windup) with side arm same height than the stage
- 2 x smoke machines JEM ZR 44 + 2 fans AF1 (no hazer machine)
- 1 x follow spot HMI Juliat Korrigan 1200 w with filters: 152 / 119
- 2 x citycolor 2500 W or PR Century 2500W (No Griven Kolorado, thanks)
- 17 x PAR 64 MFL
- 2 x PAR 64 NSP
- 2 x series ACL 250 W + 16 color frames
- 5 x blinders 2600 W (4 lamps)
- 12 x PAR LED IP 65 STARWAY Suprakolor mode Tour

  equivalence : OXO Multibeam 18 x 5 W / Cameo FLat Pro 18 / Martin Rush Par 2 RGBW Zoom
- 9 x floor stands
- Light Control desk Grand MA 2 light, last update software (if it's not possible, contact us)
- Dimmers : 24 x 3 kW and one spliter
- Filters : Lee Filters, as listed on the light plot

!!! All spots must be black !!!

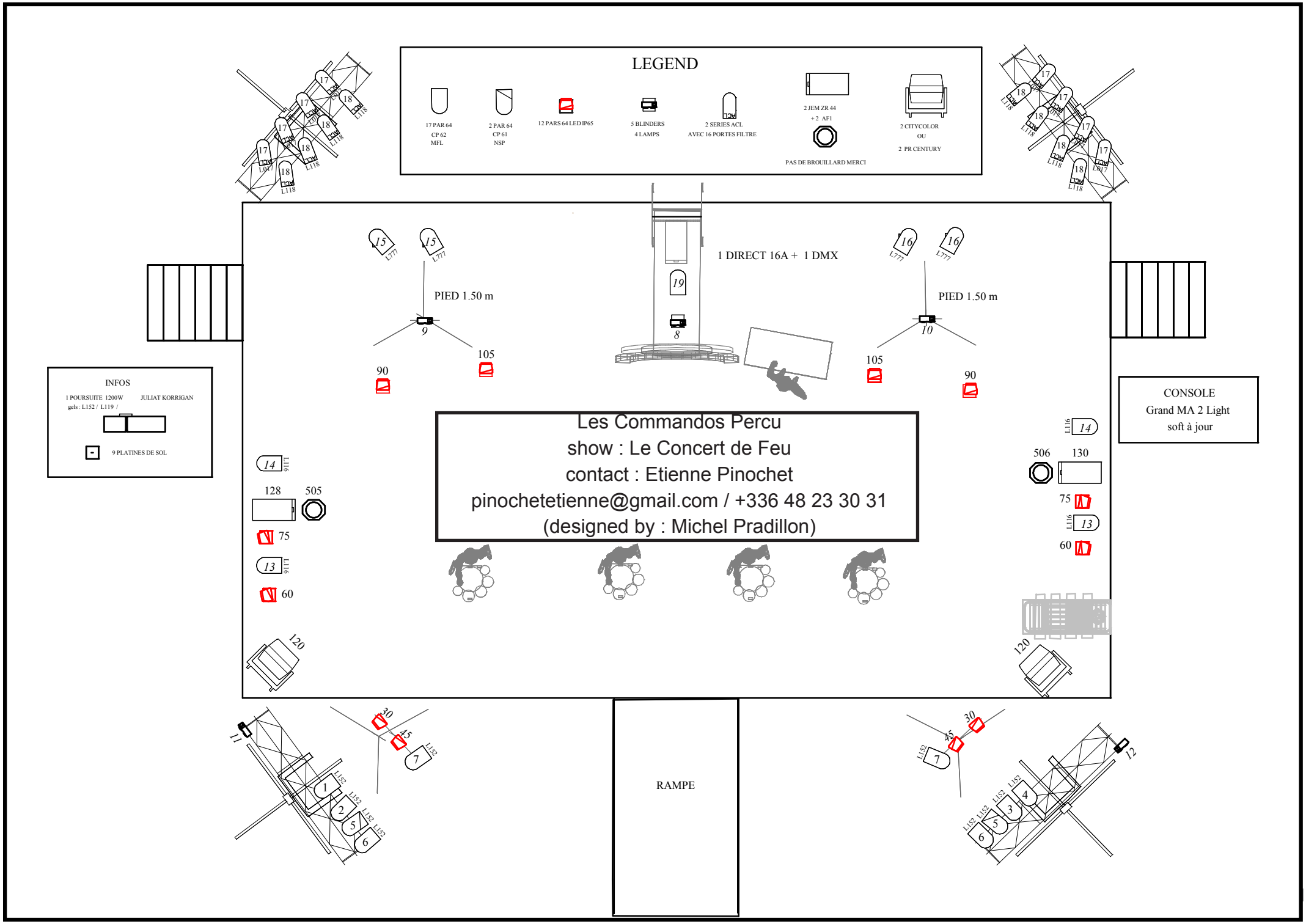
LEGEND
17 PAR 64
CP 62
MFL
2 PAR 64
CP 61
NSP
12 PARS 64 LED IP65
5 BLINDERS
4 LAMPS
2 SERIES ACL
AVEC 16 PORTES FILTRE
2 JEM ZR 44
+ 2 AF1
PAS DE BROUILLARD MERCI
2 CITYCOLOR
OU
2 PR CENTURY
1 DIRECT 16A + 1 DMX
PIED 1.50 m
PIED 1.50 m
INFOS
1 POURSUITE 1200W
JULIAT KORRIGAN
gels : L152 / L119 /
9 PLATINES DE SOL
CONSOLE
Grand MA 2 Light
soft à jour
Les Commandos Percu
show : Le Concert de Feu
contact : Etienne Pinochet
pinochetetienne@gmail.com / +336 48 23 30 31
(designed by : Michel Pradillon)
RAMPE

SOUND EQUIPEMENT LIST

Sound system :

- **clusted** Line Array such as Heil, D&B, Adamson adapted to the audience expected.
- Sub bass located on 2 points with the PA left/right. Thank you to provide more sub-bass than the recommandations of the maker
- 2x Front fill such as 115 XT HiQ (stereo)

FOH :

- Sound mixing console : Soundcraft Vi6 or Yamaha CL5 + XLR male slot + XLR female slot
  Please contact our sound manager to confirm the choice of the sound desk :
  Laurent : lo.bou31@yahoo.fr et 00336 76 30 29 46
- A 4 post intercom (closed headphone L/R) : stage left, sound desk, light desk, follow spot

We arrive with the backup of the show on USB key, the backup is an «all» so the others backup will be deleted.

Monitor system :

- 1 x wedge.stage monitor such 115 XT HiQ
- 5 x UHF Ear Monitor such as Shure PSM 1 000 (we can provide it by air or road freight)

Microphones : (see page 13 for the sound desk patch)

- 8 x Sennheiser e908 + 1 x Shure Beta 52 + UHF sytem full pack seinnheiser ew500
- 9 x Shure SM57
- 2 x Sennheiser MD 421
- 1 x Shure B58A
- 1 x Audix D6 ou/or Shure B52
- 2 x Sennheiser E904 or E604
- 1 x Shure Beta 91
- 2 x Neumann KM184 ou/or Sennheiser C451
- 2 x DI Radial J48 ou/or JDI
- 1 x Shure SM58 avec inter/ with switch en régie

Please contact our production manager to know if we provide wireless system (mike and ear monitor), it depends of the freight.

Plan to have windscreens for all the microphones

- The main sound patch is placed on the left side of the stage
- Monitor mix is made with the FOH sound desk
- Plan to bring at least 3 x 20 m cable for the lines 21 / 22 / 23 and 2 x 30 m cable for the lines 24 and 25

All our pyrotechnic devices and effects are waterproof. It is mandatory that we should be able to perform even if the weather was bad, provided of course that there is an audience and that the weather conditions do not become dangerous.
All technical suppliers shall make the necessary arrangements for their equipment to be adequately protected in case of bad weather.

SOUND PATCH

Patch Commandos Percu, Le Concert de Feu **update**j 28/03/2023

Patch	Instrument	Mike	stand mike	miscell.
1	Big Drum HF	B52	Wireless	
2	OHF Stef	E908	Wireless	
3	BHF Stef	E908	Wireless	
4	OHF Will	E908	Wireless	
5	BHF Will	E908	Wireless	
6	OHF Metty	E908	Wireless	
7	BHF Metty	E908	Wireless	
8	OHF Makko	E908	Wireless	
9	BHF Makko	E908	Wireless	
10	Cymb L1	sm 57	little	
11	Fletsh L	MD 421	little	
12	Cymb L2	sm 57	tall	
13	Cymb L3	sm 57	tall	
14	Cymb Big drum	sm 57	tall	
15	Voc Metty	B58A	tall	
16	Big Drum Mic.	D6/B52	tall	
17	Cymb R3	sm 57	tall	
18				
19	Cymb R2	sm 57	tall	
20	Cymb R1	sm 57	little	
21	Troncs L	sm 57		cable 20m
22	Troncs R	sm57		cable 20m
23	Troncs Side	e604		cable 20m

Patch	Instrument	Mic.	stand mike	miscell.
24	Rotogun Front	E904/ E604	little	30 m
25	Rotogun In	Beta 91		30 m
26	Amb audience SR	KM184/ C451	little	
27	Amb audience SL	KM184/ C451	little	
-	Mini jack			FOH Desk
-	Mini jack			FOH Desk
3 boom stands for antennas				

Patch OUT		Commandos Percu (CDF)
Aux 1-2	In ear Stef	
Aux 3-4	In ear Will	
Aux 5-6	In ear Metty	
Aux 7-8	In ear Mako	
Aux 9-10	In Ear Vinz	
Aux 11	Side fill SR	type D&B (Q7+Qsub)
Aux 12	Side fill SL	type D&B (Q7+Qsub)
Aux 13	Fx 1	FX provided-own cables
Aux 14	Fx 2	FX provided-own cables
Aux 15	Fx 3	FX provided-own cables
Aux 16	Fx 4	FX provided-own cables
Aux 17	FX 5	FX provided-own cables
Aux 18	FX6	FX provided-own cables

contact : Laurent Boulhabel, lo.bou31@yahoo.fr / 00336 76 30 29 46

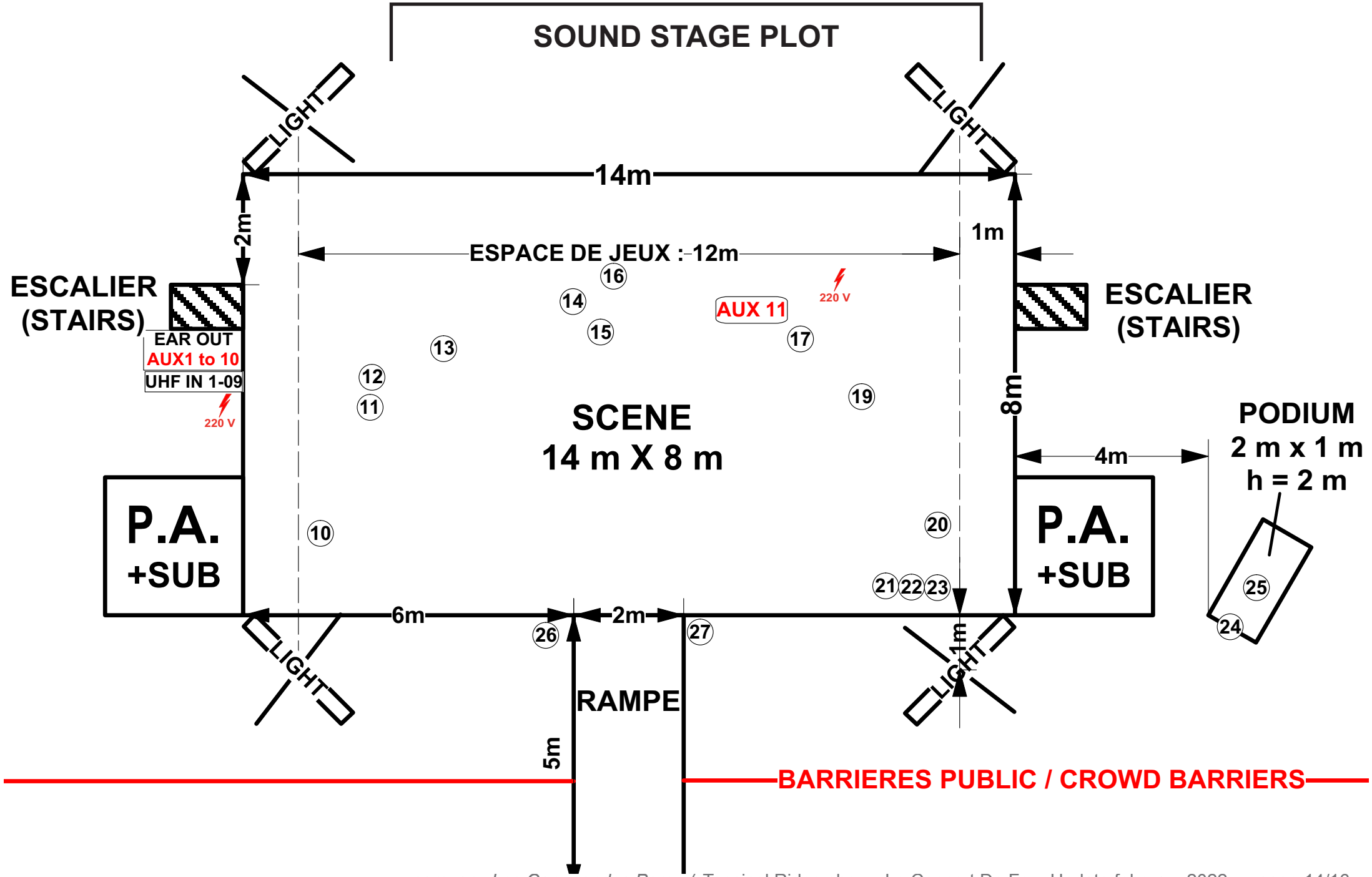
SOUND STAGE PLOT
LIGHT
LIGHT
14m
2m
1m
ESPACE DE JEUX : 12m
ESCALIER
(STAIRS)
ESCALIER
(STAIRS)
EAR OUT
AUX1 to 10
UHF IN 1-09
220 V
AUX 11
220 V
16
14
15
13
17
12
11
19
SCENE
14 m X 8 m
8m
PODIUM
2 m x 1 m
h = 2 m
4m
P.A.
+SUB
P.A.
+SUB
10
20
21
22
23
25
24
6m
2m
26
27
1m
LIGHT
LIGHT
RAMPE
5m
BARRIERES PUBLIC / CROWD BARRIERS

NOTE FOR THE TECHNICAL STAFF

It’s very important for you to respect the following points:

- Material can not store on sides or behind the stage (i.e such as flight cases) for safety reason.

  Storage is allowed behind PA Tower, under the stage, on sides of safety area.

- The stage is part of the safety area. For safety reasons, smoking is forbidden.
- You shall make the necessary arrangements for your equipment to be adequately protected in case of bad weather.
- All the wires (sound and light) have to be protected from fire as much as possible.
- Just after the show, acces to the stage is not allowed without our permision. We need 20min to take off the fireworks.

DETAILS FOR SHOWS ON, OR IN FRONT, OF WATER

• We need 2 barges (or landing stages) with anchors and floor, they have to be stable enough for fireworks setting :

- 1 barge 6m x 6m located 30 meters behind the front of the stage (depending on the site)
  The proper location will be decided according to the final ground plan.
- 1 barge 12m x 4m located 14 meters behind the front of the stage.

• This 2 barges must be install and ready for 9:00 o'clock the day of the show.

• We need also 2 boats with motor (4m x 1,30m minimum) from 9:00 o'clock