

# LES COMMANDOS PERCU

## LE CONCERT DE FEU



---

## TECHNICAL RIDER

---

(Last update : March 2020)



## **CONTACTS**

**Stage and tour management :** Vincent Gonzalez / [regie@commandospercu.com](mailto:regie@commandospercu.com)  
+336 51 52 17 41

**Firework :** Metty Benistant / [pyro@commandospercu.com](mailto:pyro@commandospercu.com)  
+335 61 35 00 77 / +336 68 98 77 01

**Light control :** Manfred Armand / [elfred2@yahoo.fr](mailto:elfred2@yahoo.fr)  
+33 (0)6 87 78 33 90

**Sound engineer :** Laurent Boulhabel / [lo.bou31@yahoo.fr](mailto:lo.bou31@yahoo.fr)  
+33 (0)6 76 30 29 46

### **Préambule**

This technical rider and any possible modifications are enclosed with the contract.

Each provider must be aware of the following technical conditions especially with regard to weather conditions.

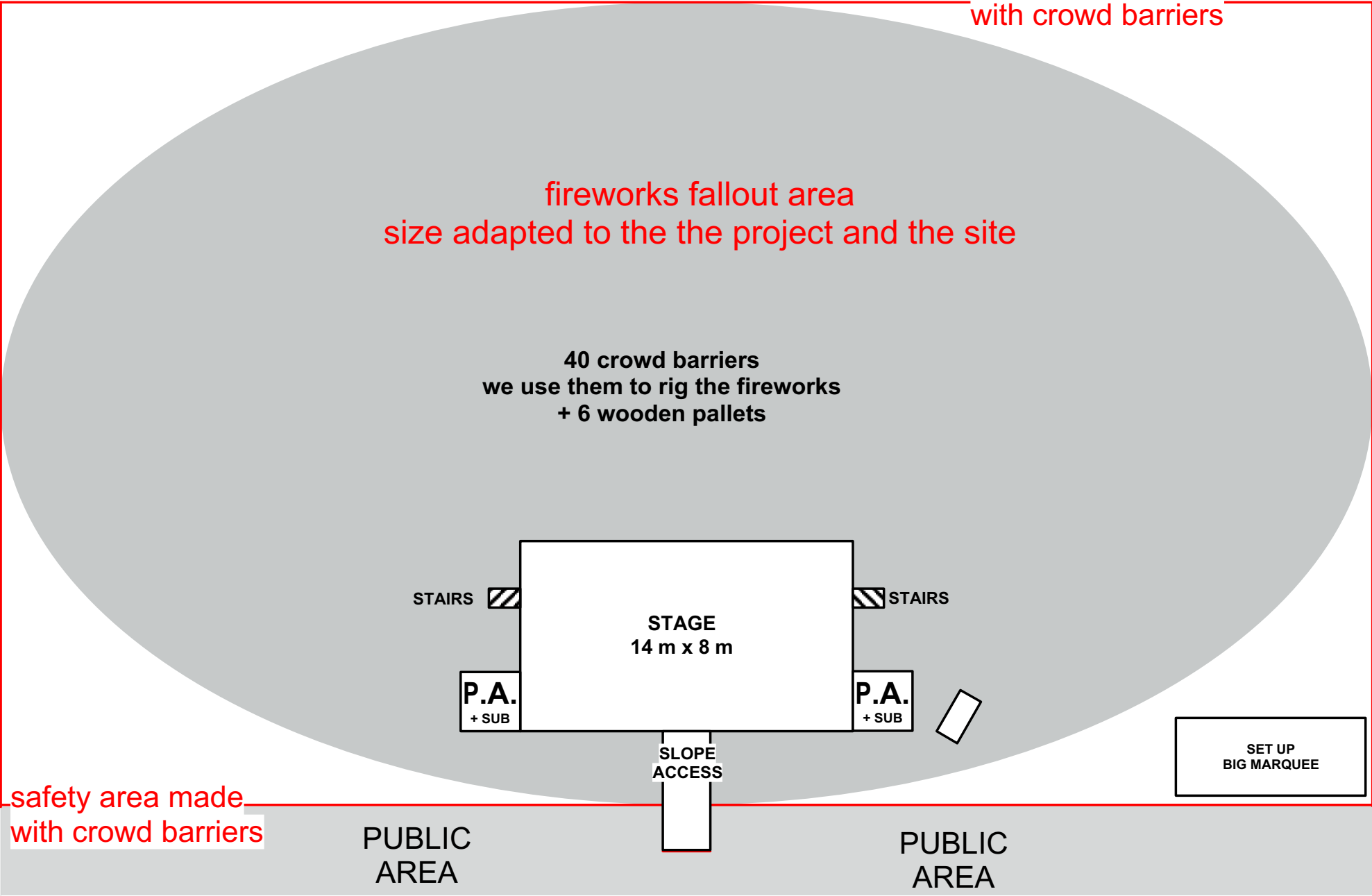
We need the technical crew to welcome us on site : 1 local stage manager, 2 sound technicians, 2 light technician included one for the follow spot. Our crew on tour is composed of 8 people : 5 musicians / pyrotechnicians, 1 tour manager, 1 sound engineer and 1 light manager.

# INDEX

CONTACTS .....	2
PYROTECHNIC AND SCENIC DEVICES OVERVIEW.....	4
SET UP ASSISTANCE .....	5
STAGE, SOUND, POWER.....	5
STAGE CONTROL PLATFORM .....	5
POWER SUPPLY .....	5
OVERVIEW / DIMENSIONS .....	6
FIREWORKS SAFETY AREA .....	7
CLAUSES CONCERNING PYROTECHNICS.....	7
SAFETY .....	7
TENT FOR THE SET UP .....	8
DRESSING ROOM .....	8
CATERING .....	8
MATERIAL FOR FIREWORKS .....	8
PLANNING .....	9
BARRIERS .....	9
WEATHER.....	9
CLEANING UP .....	9
PUBLIC LIGHT .....	9
GUIDE FOR THE PARADE .....	9
LIGHT EQUIPEMENT LIST .....	10
LIGHT STAGE PLOT .....	11
SOUND EQUIPEMENT LIST .....	12
SOUND PATCH .....	13
SOUND STAGE PLOT .....	14
DETAILS FOR SHOWS ON, OR IN FRONT, OF WATER .....	15
NOTE FOR THE TECHNICAL STAFF .....	16

# PYROTECHNIC AND SCENIC DEVICES OVERVIEW

safety area made with crowd barriers



## LOCAL CREW

- 1 site manager
- 2 light technicians included one for the follow spot
- 2 sound technicians
- 1 local pyrotechnician

## STAGE, SOUND, POWER

- Size : 14 m X 8 m, without handrail or any roof. The height depend of the audience expected :
  - . less than 5 000 people, height = 1,40 m
  - . between 5 000 et 10 000 people, height = 1,70 m
  - . more than 10 000 people, height = 2,00 m
- 2 stairs at stage right and stage left , wide = 0,80 m, (see page 6).
- A front access slope without handrail : 2 m wide and 30% of slope  
(for a stage at 1,40 m height, we need a slope acces of 5m length, for a stage 1,70 m heigh = 6 m length  
and for a stage 2 m heigh = 7,00 m lenght)
- A black-face masking for the front side of the stage with 50 cm on the sides.
- A small stage 2 m x 1 m, h=2 meters,4 meters from stage's side, see plan page 6.
- **We need to drive some small screws on the stage.** If it's possible, please provide us 25 weights of 5kg each.
- A squeege (to remove the water) for the stage in case of rain.
- To respect the identity of the show, we don't allowed big advertise on the stage's frame.

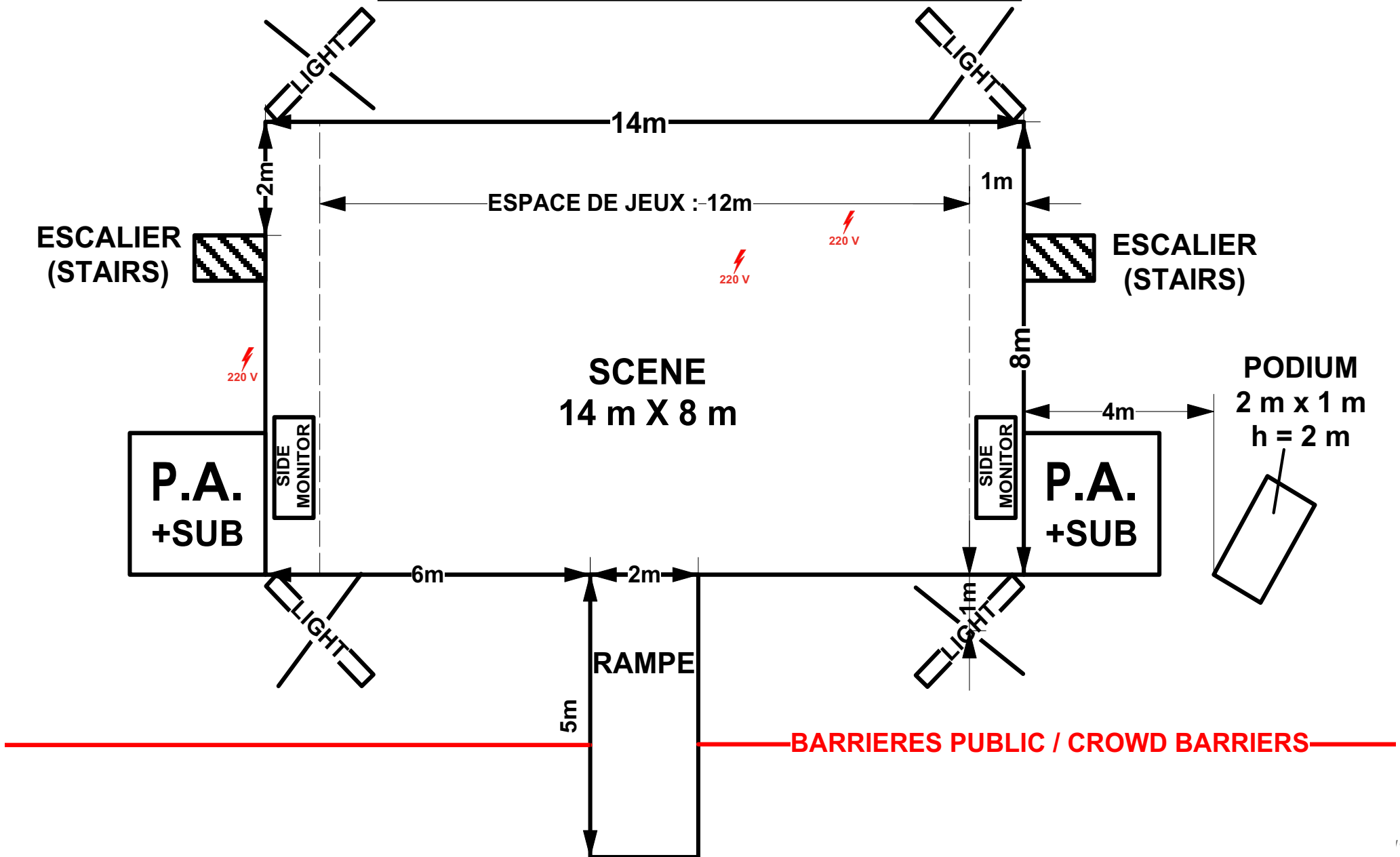
## STAGE CONTROL PLATFORM

- A 4 x 4 m, h = 0.4 m for sound and light control desks and a platform, It has to positioned 30 meters minimum away from the stage on his axis.
- A platform height = 4 meters for the follow spot, just behind the control room.
- Tent 5 m x 5 m appropriate for the stage control, it may be easily disassembled.
- To plan the route of wires run between the control desk and the stage.

## POWER SUPPLY

- Power depend of the sound and light material (no provided by the company) so please ask to your sound and light provider to the power request.
- 3 power lines running under the stage (and not behind) with an electrical box providing 30m/A on each output line :
  - 1 three-phase + neutral service for the light system at the right side of the stage.
  - 1 three-phase + neutral service for Citycolors and Scrollers / light control desk / smoke machines / the splitter / at the right side of the stage
  - 1 three-phase + neutral service for the sound (ask the sound provider for more informations).
- The stage must be connected at the ground.
- We need 3 power plug 16A 220 V for 9 a.m. : 1 at stage left on stage and 2 at stage right close to stairs.

# OVERVIEW / DIMENSIONS



## **FIREWORKS SAFETY AREA**

- Safety area spreads from the front of the stage towards the rear area. It includes the stage. The perfect fireworks safety area is 60 meters wide x 52 meters deep. But, we can change the fireworks and play on a smaller (or bigger) site.
- No material should be store behind the stage (fireworks area)
- The site must be available and closed to the audience from 9.00 a.m. on the day of the performance.

## **BARRIERS**

- The pyrotechnic zone must be fitted with crowd control barriers according to security guidelines, it's not allowed to close only with safety tape.
- Crowd barriers must be located 3 meters away from the front of the stagen (or 5 meter if the stage is higher than 1.80 m).
- It is imperative for the site to be safely closed to keep people from getting into the fireworks area up to 2 hours after the show at the minimum.
- After the performance, the crowd barriers located in the pyrotechnic zone should not be removed before notified by us.

## **CLAUSES CONCERNING PYROTECHNICS WHEN WE CAN'T USE FRENCH FIREWORKS**

- The first step is to contact the local authority to know if you can import and use french fireworks. If it's not allowed thank you to follow the step below :
  - shipping container : (L x l x h in meters) 8 m x 2,44 m x 2,6 m can be asked for storage.  
It has to be on the site one day before the show at 8 am.
  - local pyrotechnician : we need to be assisted and supervised by a local pyrotechnician appointed by the organiser.  
(Please note that we have our own contacts in the UK, the Netherlands, Portugal : for details ask us).
- The local pyrotechnician tasks will be :
  1. To analyze our needs concerning pyrotechnics. To work with the organiser to define what can be done according to the site and the specific country legislation.
  2. To help us find the products we require, according to our descriptions.
  3. To order these products, to deliver them on the site and to help with their rigging on site. Our pyrotechnicians will also take part to the rigging. We will fire the fireworks with our own firing system.
  4. To assume, as a local pyrotechnician, the responsibility for fireworks shooting.
  5. The local pyrotechnician fee is paid by the festival's organiser. This payment includes fireworks and salary.
  6. In order to have an effective collaboration and to be supplied with good products and excellent advice, we would like to work with a recognised pyrotechnician

## **SAFETY**

- Security guards must be present before, during and after the show. It's very important that the fireworks area still guarded until 3 hours after the show and overnight if we play few days on the same place.
- The number of security guard must be determined according with our stage manager.
- It is crucial that members of the public are prevented from getting into the pyrotechnic zone at all times.

## **TENT FOR THE SET UP**

- A large "Marquee" tent (min. 25 square meters) located on the site before the team arrives. It has to be equipped with 16 A 220V electrical outlets. 5 tables and 8 chairs are also required
- Located near to the stage, on one side (nothing behind the stage).
- This tent can be removed some hours before the show (ask us for more details).
- Thank your for providing water, coffee, tea and fresh fruit.

## **DRESSING ROOM**

- Located near the stage with tea, coffee, water, soft drinks, fruits, light, 6 mirrors, 6 towels + 6 washcloths, 2 tables and 8 chairs.
- We need toilets, tap with hot water to take the make-up. Shower will appreciated.
- Thank you to provide a heater in case of cold weather (<12°C).

## **CATERING**

- Thank you for providing water, tea, coffee and fresh fruit during all the day for 9 people next to the stage.
- We also need 8 sandwichs for after the strike (or for before the show if it is scheduled before 8:30 p.m.), they don't stand for dinner.

## **MATERIAL FOR FIREWORKS**

- 6 wooden pallets, we give them back after the show.
- 4 H2O fire-extinguishers for the fireworks safety area
- 3 CO2 fire-extinguishers (2 behind PAs, 1 next to the F.O.H.).
- 40 crowd barriers, available 20m behind the stage. These barriers will be used to rig and stabilize fireworks.  
Note : these 40 barriers come in addition to those intended to enclose the wole fireworks safety area.
- We will need access to water to fill up our extinguishers.



## **PLANNING**

- **If we don't provide the fireworks**, we need to have containair, tent for set up, tables and chairs ready for 8 am the day before the show because we prepare the fireworks. The safety area also must closed the day before the show with security guard all the day and overnight.

### Day of the show :

- 9:00 or 10:00 :- arrival of the company, all the requirements must be delivery on site and tent set-up must ready to use. The sound and light provider must have already overload his material.
  - set-up PA, FOH, light, backline and fireworks. All local crew must be present.
- 12:30 / 13:30 : lunch break,
- 14:00 : PA must ready to use
- 15:00 : light system must be ready
- 15:30 / 17:30 : soundcheck. If it's not possible or if an other show take place close to the stage, tell us beforehand and reserve a time lap of 90 min
- 17:00 : light focus
- The show goes for 45 min included a parade for 7 mn through the audience. We can do a bigger parade if you need.
- Strike takes place for 1 hours and half and start 20 mn after the end of the show (don't open the safety area before the end of the strike).

## **CLEANING UP**

- The organiser will be in charge of cleaning up the safety area and the stage after the show.
- Four 500 liters containers or equivalent will be needed to clean up the fireworks safety area, if we play many shows on the same place, thank you organize the rubbish collection after each show.

## **WEATHER**

- All our fireworks materials and effects are waterproof. It's mandatory that we should be able to perform even in the weather was bad, provided of course that there is and audience and that the weather conditions do not become dangerous.
- All technical suppliers shall make the necessary arrangements for their equipments to be adequetely protected in case of bad weather.

## **PUBLIC LIGHT**

- Please make all arrangements with local technical services for the street lighting to be turned off during the show.
- It's imperative that a person in chage will come and meet our lighting manager and our stage manager on the afternoon before the show at the latest.

## **GUIDE FOR THE PARADE**

- Guide : we need 1 personn during the all the parade to guid us, this is very important.

# LIGHT EQUIPEMENT LIST

contact : Manfred Armand  
elfred2@yahoo.fr / +33 (0)6 87 78 33 90

- Power packs will have to be sheltered under the stage.
- **Plan two 1kW horizontals on a light stand, plugged in direct line for the firework's strike.**
- The sound control place must be made up in order to facilitate the communication between sound and light managers.
- The light plot will have to be set up and ready to run at 3 p.m.
- **Thank you to bring a ladder to do the focus.**

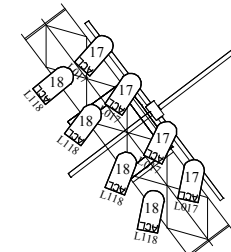
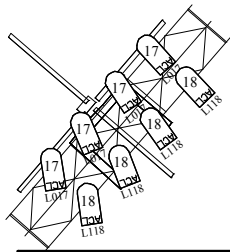
## **Reminder : no truss above the stage and no silver spot**

- 4 x wind up stands ST 24 or ST 25 h = 5.5 m minimum
- 4 x aluminium truss 2,5 m maximum
- 2 x booms stands for single spot, height = 1,50 m
- 2 x booms stands (such as windup) with side arm same height than the stage
- 2 x smoke machines JEM ZR 44 + 2 fans AF1 (no hazer machine)
- 1 x follow spot HMI Juliat Korrigan 1200 w with filters: 152 / 119
- 2 x citycolor 2500 W or PR Century 2500W (No Given Kolorado, thanks)
- 17 x PAR 64 MFL
- 2 x PAR 64 NSP
- 2 x series ACL 250 W + 16 color frames
- 5 x blinders 2600 W (4 lamps)
- 12 x PAR LED IP 65 STARWAY Suprakolor mode Tour  
equivalence : OXO Multibeam 18 x 5 W / Cameo FLat Pro 18 / Martin Rush Par 2 RGBW Zoom
- 9 x floor stands
- Light Control desk Grand MA 2 light, last update software (if it's not possible, contact us)
- Dimmers : 24 x 3 kW and one splitter
- Filters : Lee Filters, as listed on the light plot

**!!! All spots must be black !!!**

*All our pyrotechnic devices and effects are waterproof. It is mandatory that we should be able to perform even if the weather was bad, provided of course that there is an audience and that the weather conditions do not become dangerous.*

*All technical suppliers shall make the necessary arrangements for their equipment to be adequately protected in case of bad weather.*



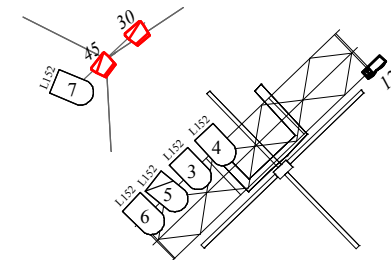
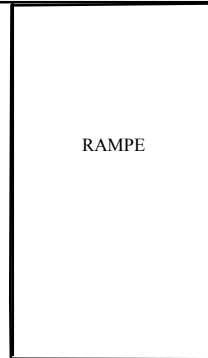
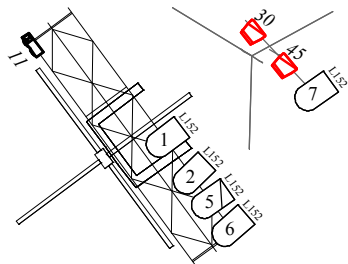
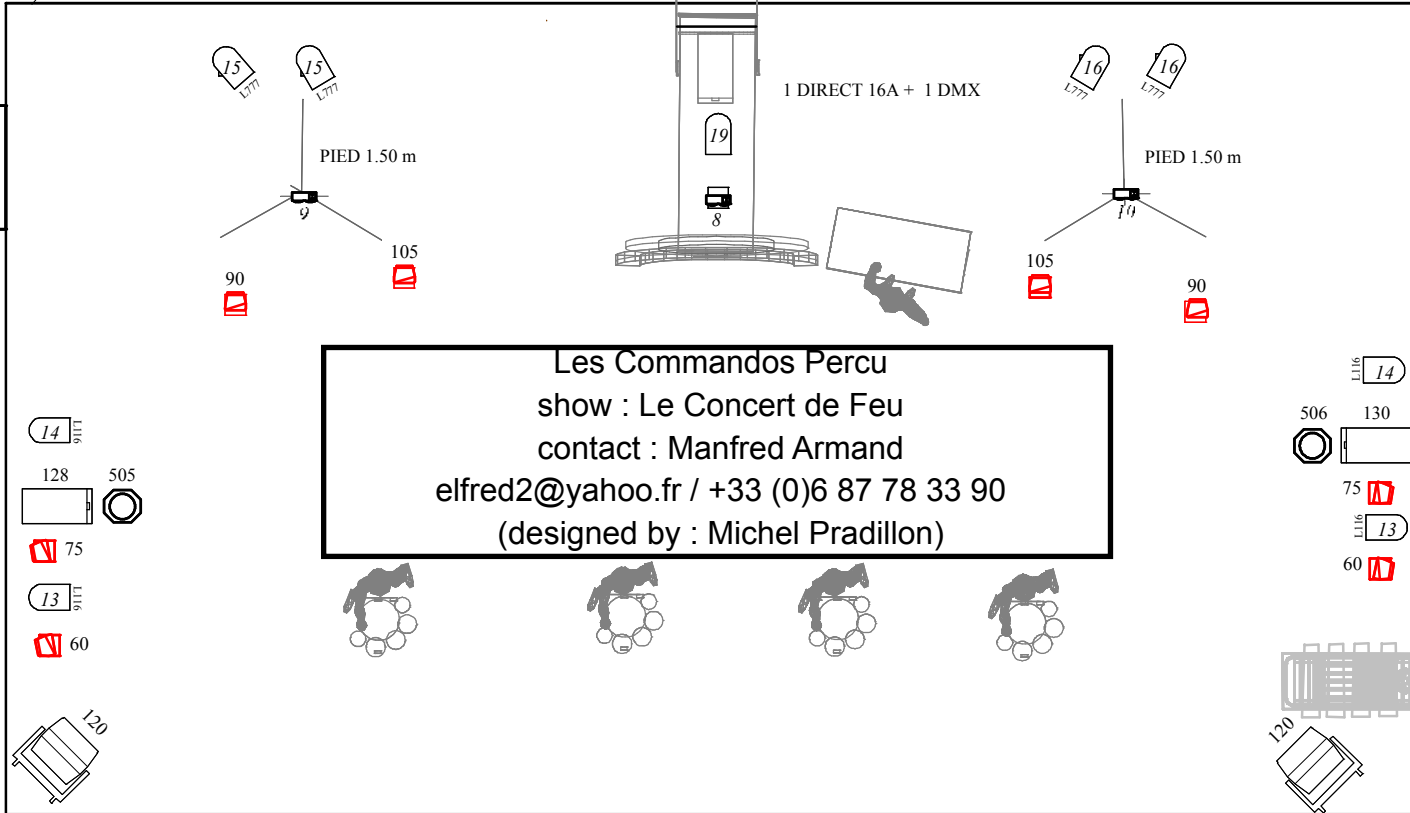
### LEGEND

17 PAR 64 CP 62 MFL	2 PAR 64 CP 61 NSP	12 PARS 64 LED IP65	5 BLINDERS 4 LAMPS	2 SERIES ACL AVEC 16 PORTES FILTRE	2 JEM ZR 44 +2 AFI	2 CITYCOLOR OU 2 PR CENTURY
PAS DE BROUILLARD MERCI						

#### INFOS

1 POURSUITE 1200W JULIAT KORRIGAN  
gels : L152 / L119 /

9 PLATINES DE SOL



## SOUND EQUIPEMENT LIST

### Sound system :

- clusted** Line Array such as Heil, D&B, Adamson adapted to the audience expected.
- Sub bass located on 2 points with the PA left/right. Thank you to provide more sub-bass than the recommandations of the maker
- 2x Front fill such as 115 XT HiQ (stereo)

### FOH :

- Sound mixing console : Soundcraft Vi6 or Yamaha CL5 + XLR male slot + XLR female slot  
Please contact our sound manager to confirm the choice of the sound desk :  
Laurent : lo.bou31@yahoo.fr et 00336 76 30 29 46
- A 4 post intercom (closed headphone L/R) :  
stage left, sound desk, light desk, follow spot  
*We arrive with the backup of the show on USB key, the backup is an «all» so the others backup will be deleted.*

### Monitor system :

- 2sides (included Sub Woofer) on 2 different lines, such as D&B (1xQsub + 1xQ7 per side).

### Microphones : (see page 13 for the sound desk patch)

- 9 x Shure SM57
- 2 x Sennheiser MD 421
- 1 x Shure B58A
- 1 x Audix D6 ou/or Shure B52
- 2 x Sennheiser E904 or E604
- 1 x Shure Beta 91
- 2 x Neumann KM184 ou/or Sennheiser C451
- 2 x DI Radial J48 ou/or JDI
- 1 x Shure SM58 avec inter/ with switch en régie

**Plan to have windscreens for all the microphones**

- The main sound patch is placed on the left side of the stage
  - Monitor mix is made with the FOH sound desk
- Plan to bring at least 3 x 20 m cable for the lines 23 / 24 / 25 and 2 x 30 m cable for the lines 26 and 27

*All our pyrotechnic devices and effects are waterproof. It is mandatory that we should be able to perform even if the weather was bad, provided of course that there is an audience and that the weather conditions do not become dangerous.*

*All technical suppliers shall make the necessary arrangements for their equipment to be adequately protected in case of bad weather.*

# SOUND PATCH

Patch Commandos Percu, Le Concert de Feu

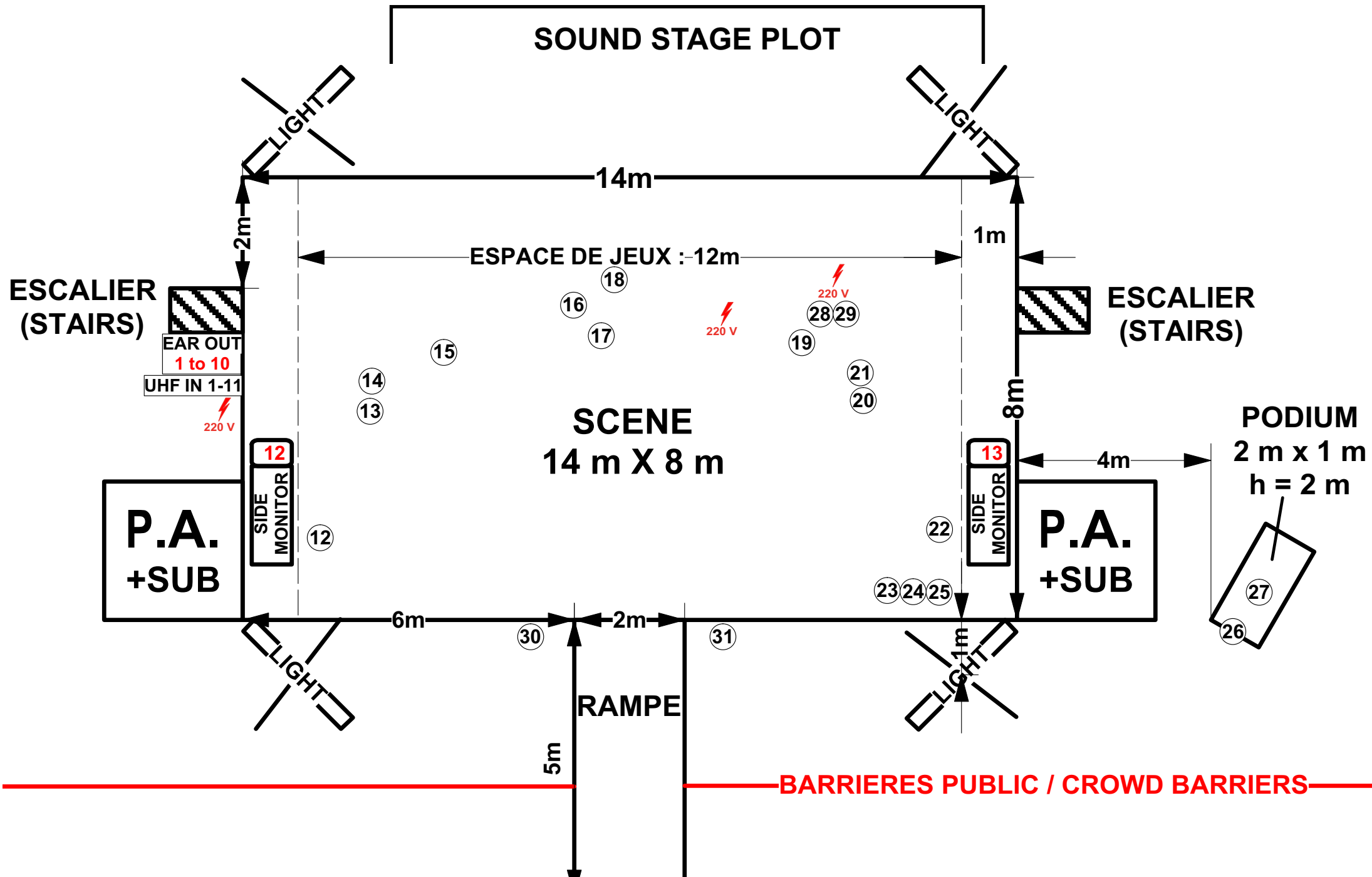
updatej 04/02/2019

Patch	Instrument	Mike	stand mike	miscell.
1	Big Drum HF	wireless provided		
2	OHF Ruddy	wireless provided		
3	BHF Ruddy	wireless provided		
4	OHF Stef	wireless provided		
5	BHF Stef	wireless provided		
6	OHF Will	wireless provided		
7	BHF Will	wireless provided		
8	OHF Metty	wireless provided		
9	BHF Metty	wireless provided		
10	OHF Makko	wireless provided		
11	BHF Makko	wireless provided		
12	Cymb L1	sm 57	little	
13	Fletsh L	MD 421	little	
14	Cymb L2	sm 57	tall	
15	Cymb L3	sm 57	tall	
16	Cymb Big drum	sm 57	tall	
17	Voc Metty	B58A	tall	
18	Big Drum Mic.	D6/B52	tall	
19	Cymb R3	sm 57	tall	
20	Fletsh R	MD 421	little	
21	Cymb R2	sm 57	tall	
22	Cymb R1	sm 57	little	
23	Troncs L	sm 57		cable 20m
24	Troncs R	sm57		cable 20m
25	Troncs Side	e604		cable 20m

Patch	Instrument	Mic.	stand mike	miscell.
26	Rotogun Front	E904/ E604	little	30 m
27	Rotogun In	Beta 91		30 m
28	Samp L	Radial JDI- J48		
29	Samp R	Radial JDI- J48		
30	Amb audience SR	KM184/ C451	little	
31	Amb audience SL	KM184/ C451	little	
-	Mini jack			FOH Desk
-	Mini jack			FOH Desk
3 boom stands for antennas				


Patch OUT		Commandos Percu (CDF)
Aux 1-2	In ear Ruddy	provided
Aux 3-4	In ear Stef	provided
Aux 5-6	In ear Will	provided
Aux 7-8	In ear Metty	provided
Aux 9-10	In ear Mako	provided
Aux 11		
Aux 12	Side fill SR	type D&B (Q7+Qsub)
Aux 13	Side fill SL	type D&B (Q7+Qsub)
Aux 14	Fx 1	FX provided-own cables
Aux 15	Fx 2	FX provided-own cables
Aux 16	Fx 3	FX provided-own cables
Aux 17	Fx 4	FX provided-own cables
Aux 18	FX 5	FX provided-own cables
Aux 19	FX6	FX provided-own cables

**contact : Laurent Boulhabel, lo.bou31@yahoo.fr / 00336 76 30 29 46**



## DETAILS FOR SHOWS ON, OR IN FRONT, OF WATER

- We need 2 barges (or landing stages) with anchors and floor, they have to be stable enough for fireworks setting :
  - 1 barge 6m x 6m located 70 meters behind the front of the stage (depending on the site)  
The proper location will be decided according to the final ground plan.
  - 1 barge 12m x 4m located 14 meters behind the front of the stage.
- This 2 barges must be install and ready for 9:00 o'clock the day of the show.
- We need also 2 boats with motor (4m x 1,30m minimum) from 9:00 o'clock



## **NOTE FOR THE TECHNICAL STAFF**

**It's very important for you to respect the following points:**

- No material behind the stage (i.e such as flight cases) for safety reason
- The stage is part of the safety area. For safety reasons, smoking is forbidden.
- You shall make the necessary arrangements for your equipment to be adequately protected in case of bad weather.
- All the wires (sound and light) have to be protected from fire as much as possible.
- Just after the show, acces to the stage is not allowed without our permission. We need 20min to take off the fireworks.