

# LES COMMANDOS PERCU

## LE CONCERT DE FEU



---

## TECHNICAL RIDER

---

(Last update : January 2017)



## CONTACTS

**Stage and tour management :** Vincent Gonzalez / regie@commandospercu.com  
+336 51 52 17 41

**Firework :** Metty Benistant / pyro@commandospercu.com  
+335 61 35 00 77 / +336 68 98 77 01

**Light control :** Michel Pradillon / mpradillon@gmail.com  
+336 11 73 12 68

**Sound engineer :** Laurent Boulhabel / lo.bou31@yahoo.fr  
+33 (0)6 76 30 29 46

**Artist and stage director :** Raymond Gabriel / contact@commandospercu.com  
+335 61 35 00 77 / +336 81 05 56 51

## Préambule

This technical rider and any possible modifications are enclosed with the contract.

Each provider must be aware of the following technical conditions especially with regard to weather conditions.

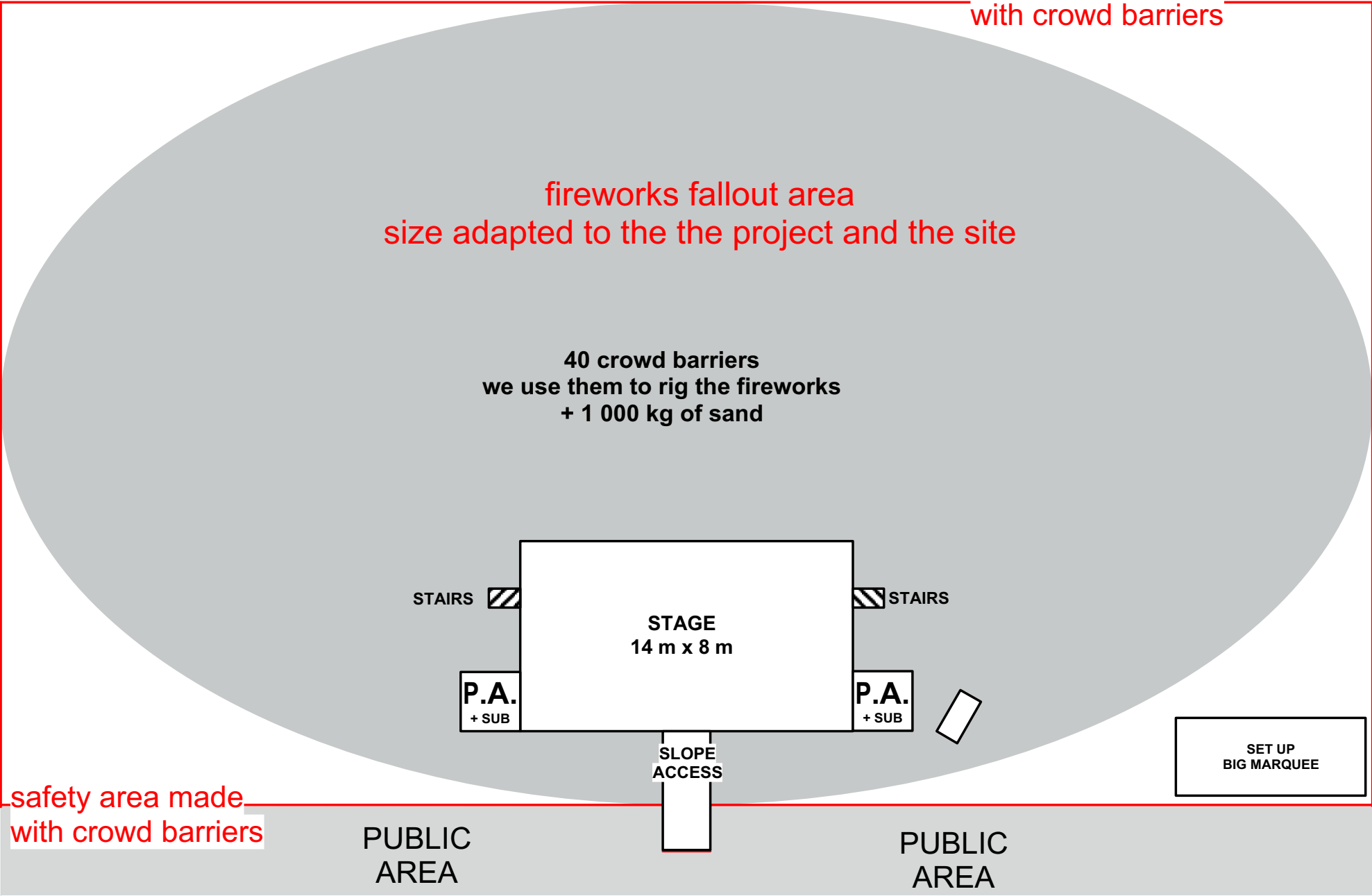
We need the technical crew to welcome us on site : 1 local stage manager, 2 sound technicians, 2 light technician included one for the follow spot.

# INDEX

CONTACTS .....	2
PYROTECHNIC AND SCENIC DEVICES OVERVIEW.....	4
SET UP ASSISTANCE .....	5
STAGE, SOUND, POWER.....	5
STAGE CONTROL PLATFORM .....	5
POWER SUPPLY .....	5
OVERVIEW / DIMENSIONS .....	6
FIREWORKS SAFETY AREA .....	7
CLAUSES CONCERNING PYROTECHNICS.....	7
SAFETY .....	7
TENT FOR THE SET UP .....	8
DRESSING ROOM .....	8
CATERING .....	8
MATERIAL FOR FIREWORKS .....	8
PLANNING .....	9
BARRIERS .....	9
WEATHER.....	9
CLEANING UP .....	9
PUBLIC LIGHT .....	9
GUIDE FOR THE PARADE .....	9
LIGHT EQUIPEMENT LIST .....	10
LIGHT STAGE PLOT .....	11
SOUND EQUIPEMENT LIST .....	12
SOUND PATCH .....	13
SOUND STAGE PLOT .....	14
DETAILS FOR SHOWS ON, OR IN FRONT, OF WATER .....	15
NOTE FOR THE TECHNICAL STAFF .....	16

# PYROTECHNIC AND SCENIC DEVICES OVERVIEW

safety area made  
with crowd barriers



safety area made  
with crowd barriers

## SET UP ASSISTANCE

- 2 people: - the day of the show from 9.00 am to 12am, and from 2pm to 6pm.  
- at night after the show to the end of the strike (during approximately 2 hours)

## STAGE, SOUND, POWER

- Size : 14 m X 8 m, without handrail or any roof. The height depend of the audience expected :
  - . less than 5 000 people, height = 1,40 m
  - . between 5 000 et 10 000 people, height = 1,70 m
  - . more than 10 000 people, height = 2,00 m
- 2 stairs at stage right and stage left , wide = 0,80 m, (see page 6).
- A front access slope without handrail : 2 m wide and 30% of slope  
(for a stage à 1,40 m height, we need a slope acces of 5m length, for a stage 1,70 m heigh = 6 m length  
and for a stage 2 m heigh = 7,00 m lenght)
- A black-face masking for the front side of the stage with 50 cm on the sides.
- A small stage 2 m x 1 m, h=2 meters,4 meters from stage's side, see plan page 6.
- **We need to drive some small screws on the stage.** please provide us 25 weights of 5kg each.
- A squeege (to remove the water) for the stage in case of rain.
- To respect the identity of the show, we don't allowed big advertise on the stage's frame.

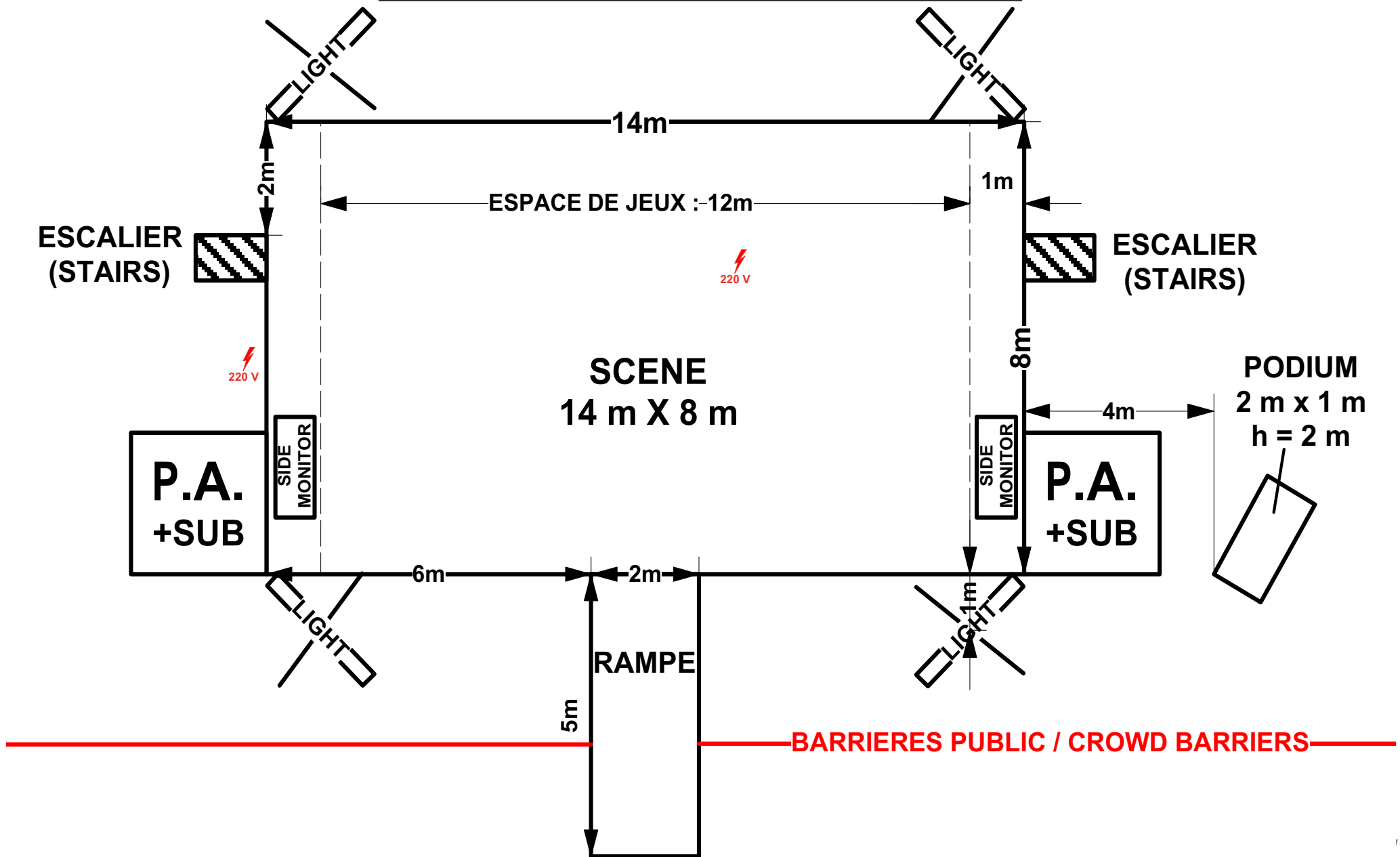
## STAGE CONTROL PLATFORM

- A 4 x 4 m, h = 0.4 m for sound and light control desks and a platform, It has to positioned 30 meters minimum away from the stage on his axis.
- A platform height = 4 meters for the follow spot, just behind the control room.
- Tent 4,5 m x 3 m appropriate for the stage control, it may be easily disassembled.
- To plan the route of wires run between the control desk and the stage.

## POWER SUPPLY

- Power depend of the sound and light material (no provided by the company) so please ask to your sound and light provider to the power request.
- 3 power lines running under the stage (and not behind) with an electrical box providing 30m/A on each output line :
  - 1 three-phase + neutral service for the light system at the right side of the stage.
  - 1 three-phase + neutral service for Citycolors and Scrollers / light control desk / smoke machines / the splitter / at the right side of the stage
  - 1 three-phase + neutral service for the sound (ask the sound provider for more informations).
- The stage must be connected at the ground.
- We need 2 power plug 16A 220 V for 9 a.m. : 1 at stage left on stage and 1 at stage right close to stairs.

# OVERVIEW / DIMENSIONS



## **FIREWORKS SAFETY AREA**

- It is located near the rear area of the stage. The fireworks safety area can vary from 50m at least (ask us for details)
- No material should be store behind the stage (fireworks area)
- The site must be available and closed to the audience from 9.00 a.m. on the day of the performance.

## **CLAUSES CONCERNING PYROTECHNICS**

- A shipping container 8 m x 2,44 m x 2,6m can be asked for storage.  
It has to be on the site one day before the show at 9am. Do not provide it for show in Belgium.
- As “foreign” pyrotechnicians, we need to be assisted and supervised by a local pyrotechnician appointed by the organiser. (Please note that we have our own contacts in the UK and the Netherlands: for details ask us).
- The local pyrotechnician tasks will be :
  1. To analyze our needs concerning pyrotechnics. To work with the organiser to define what can be done according to the site and the specific country legislation.
  2. To help us find the products we require, according to our descriptions. (for some performances, we would like to import fireworks from France)
  3. To order these products, to deliver them on the site and to help with their rigging on site. Our pyrotechnicians will also take part to the rigging. We will fire the fireworks with our own firing system.
  4. To assume, as a local pyrotechnician, the responsibility for fireworks shooting.
  5. The local pyrotechnician fee is paid by the festival’s organiser. This payment includes fireworks and salary.
  6. In order to have an effective collaboration and to be supplied with good products and excellent advice, we would like to work with a recognised pyrotechnician

## **SAFETY**

- Security guards must be present before, during and after the show. It’s very important that the fireworks area still guarded until 3 hours after the show and overnight if we play few days on the same place.
- The number of security guard must be determined according with our stage manager.
- It is crucial that members of the public are prevented from getting into the pyrotechnic zone at all times.

## **TENT FOR THE SET UP**

- A large “Marquee” tent (min. 25 square meters) located on the site before the team arrives. It has to be equipped with 16 A 220V electrical outlets. 5 tables and 8 chairs are also required
- Located near to the stage, on one side (nothing behind the stage).
- This tent can be removed some hours before the show (ask us for more details).
- Thank you for provide us water, coffe and tea in this tent too.

## **DRESSING ROOM**

- Located near to the stage with 2 tables and 9 chairs, light, mirror, 7 towels and glove toilets.
- Thank you for provide us : coffe, tea, water, juices, sodas, fruits and biscuits for the whole day and for 9 personns.
- We need toilets and hot water. Thank you to provide a heater in case of cold weather.

## **CATERING**

- Thank you for provide us water, tea and coffee during all the whole journey for 9 personns.
- We also need 9 snacks for after the strike (or before tge show if this one take place before 8:30 p.m., but they don't replace the dinner.

## **MATERIAL FOR FIREWORKS**

- 1 000kg of clean sand (bulding sand), a wheelbarrow and 2 shovels.
- 4 H2O fire-extinguishers for the fireworks safety area, and 3 CO2 fire-extinguishers (2 behind the PA, 1 next to the Control Room).
- 40 crowd barriers, available 20m behind the stage. These barriers will be used to rig and stabilize fireworks.  
**Note** : these 40 barriers are in addition to those intended to enclose the wole fireworks safety area.



## **PLANNING**

- . We need to have the container, the tent for set up, the tables and chairs ready for 9:00am the day before the show because we prepare the fireworks. The safety area also must be closed the day before the show with security guard all the day and overnight. Do not do this in Belgium.
- We start the setting at 9:00 a.m., the stage and the tent must be set up before our arrival.
- We do the soundcheck at 3:30 p.m. . If it's not possible, tell us upstream and reserve a time slot of 120mn.
- We prefer the sound and light provider arrive 1 hour before us.

## **BARRIERS**

- The pyrotechnic zone must be fitted with crowd control barriers according to security guidelines. They had to be placed 3 meters away from the stage. it's not allowed to close only with safety tape.
- It is imperative for the site to be safety closed to keep people from getting into the fireworks area from the morning of the show (9am) to 3 hours after the show minimum.
- After the performance, the crowd barriers located in the pyrotechnic zone should not be removed until notified by us.
- The crowd barrier must be installed 3 meters away from the front of the stage or 5 meters for stage higher than 1,60m.

## **WEATHER**

- All our fireworks materials and effects are waterproof. It's mandatory that we should be able to perform even in the weather was bad, provided of course that there is an audience and that the weather conditions do not become dangerous.
- All technical suppliers shall make the necessary arrangements for their equipments to be adequately protected in case of bad weather.

## **CLEANING UP**

- The organiser will be in charge of cleaning up the safety area and the stage after the show.
- Four 500 liters containers or equivalent will be needed to clean up the fireworks safety area, if we play many shows on the same place, thank you organize the rubbish collection after each show.

## **PUBLIC LIGHT**

- Please make all arrangements with local technical services for the street lighting to be turned off during the show.
- It's imperative that a person in charge will come and meet our lighting manager and our stage manager on the afternoon before the show at the latest.

## **GUIDE FOR THE PARADE**

- Guide : we need 1 person during the all the parade to guide us, this is very important.

## LIGHT EQUIPEMENT LIST

### Reminder : no truss above the stage and no silver spot

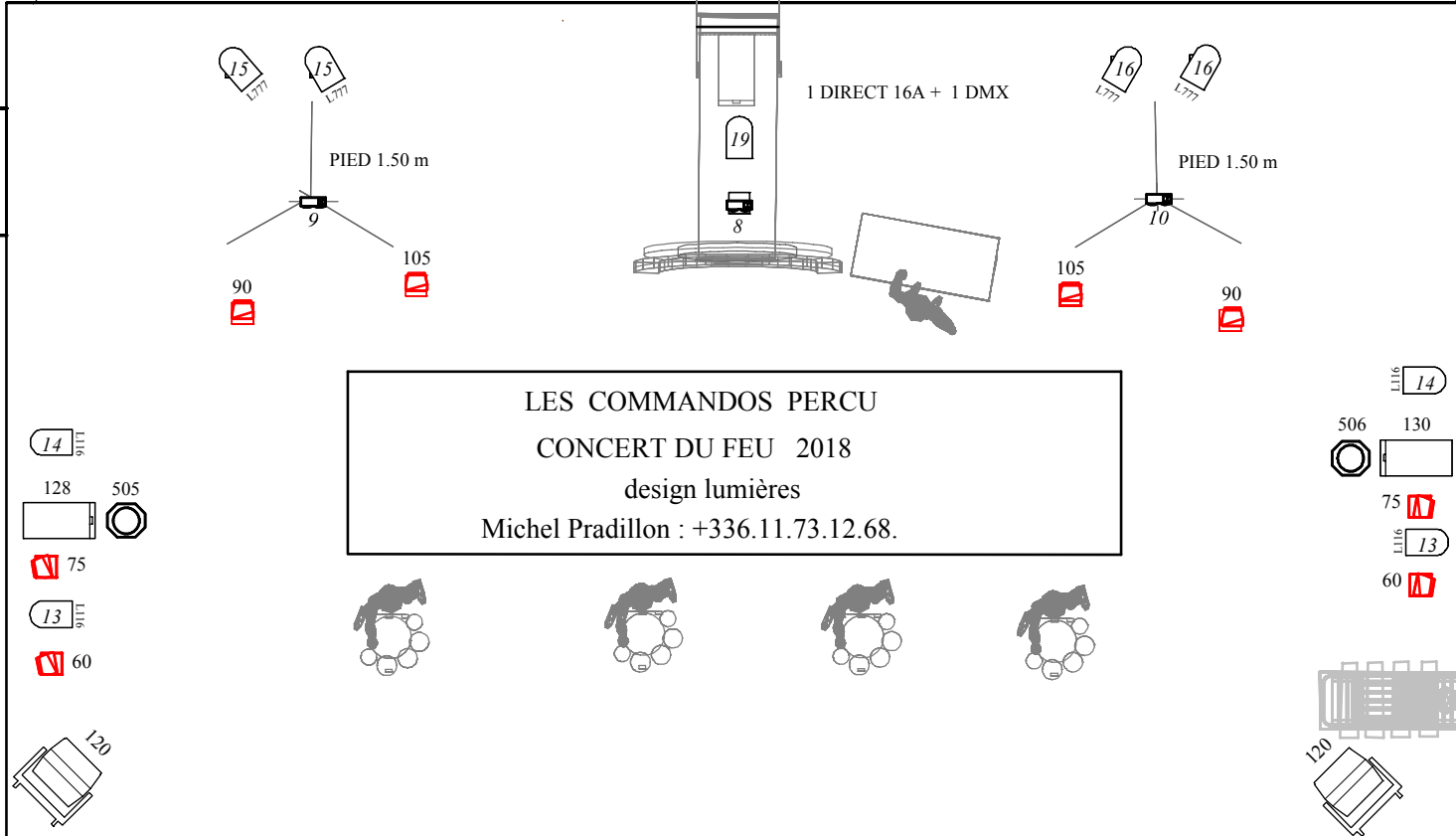
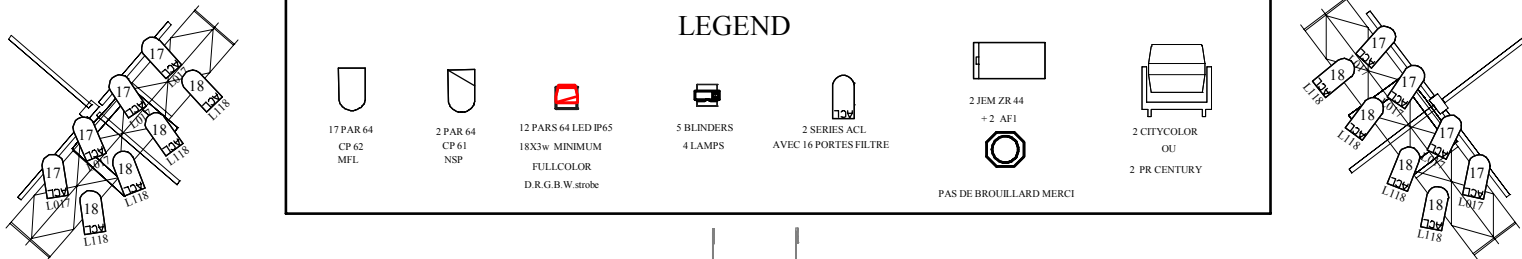
- 4 wind up stands ST 24 or ST 25 h = 5.5 m minimum
- 4 aluminium truss 2,5 m maximum
- 2 booms stands (such as windup), height = 1,60 m
- 2 booms stands (such as windup) with side arm same height than the stage
- 2 smoke machines JEM ZR 44 + 2 fans AF1 (no hazer machine)
- 1 follow spot HMI Juliat Korrigan 1200 w with filters: 152 / 119
- 2 citycolor 2500 W or PR Century 2500W (No Griven Kolorado, thanks)
- 17 PAR 64 MFL
- 2 PAR 64 NSP
- 2 series ACL 250 W + 16 color frames
- 5 blinders 2600 W (4 lamps)
- 12 OXO Multibeam LED FCW WP 18 x 5 W IP 65, protocole : DRGBW/Strobe
- 6 floor stands
- Light Control desk Grand MA 2 light, last update software (if it's not possible, contact us)
- Dimmers : 24 x 3 kW and one splitter
- Filters : Lee Filters, as listed on the light plot

**!!! All spots must be black !!!**

- Power packs will have to be sheltered under the stage.
- **Plan two 1kW horizontals on a light stand, plugged in direct line for the firework's strike.**
- The sound control place must be made up in order to facilitate the communication between sound and light managers.
- The light plot will have to be set up and ready to run at 3 p.m.
- **Thank you to bring a ladder to do the focus.**

*All our pyrotechnic devices and effects are waterproof. It is mandatory that we should be able to perform even if the weather was bad, provided of course that there is an audience and that the weather conditions do not become dangerous.*

*All technical suppliers shall make the necessary arrangements for their equipment to be adequately protected in case of bad weather.*

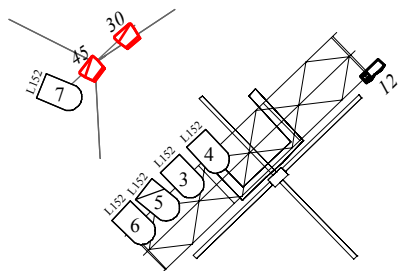
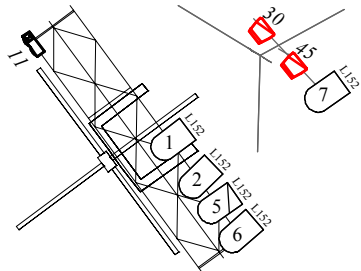


LES COMMANDOS PERCU  
 CONCERT DU FEU 2018  
 design lumières  
 Michel Pradillon : +336.11.73.12.68.

CONSOLE  
 Grand MA 2 Light  
 soft à jour

INFOS  
 1 POURSUITE 1200W JULIAT KORRIGAN  
 gels : L152 / L119 /  
 9 PLATINES DE SOL

RAMPE



## SOUND EQUIPEMENT LIST

### Sound system :

- clusted Line Array such as Heil, D&B, Adamson adapted to the audience expected.
- Sub bass on both of the stage

### FOH :

- Sound mixing console such as Yamaha CL5, Midas Pro 6 or Pro 2 Soundcraft Vi4, Vi6. Please contact our sound manager to confirm the choice of the sound desk :  
Laurent : lo.bou31@yahoo.fr et 00336 76 30 29 46
- A 4 post intercom (closed headphone L/R) :  
stage left, sound desk, light desk, follow spot

*We arrive with the backup of the show on USB key, the backup is an «all» so the others backup will be deleted.*

### Monitor system :

- 2sides (included Sub Woofer) on 2 different lines, such as D&B (1xQsub + 1xQ7 per side). The side system has to be placed off stage, on a platform right up against the stage, same height than the stage

- 1 monitor such as L-Acoustics 115XT hiq ou D&B M4

### Microphones : (see page 13 for the sound desk patch)

- 1 x Audix D6 ou/or Shure B52
- 8 x Shure SM57
- 3 x Sennheiser E904 ou/or E604
- 2 x Neumann KM184 ou/or Sennheiser C451
- 1 x Shure B58A
- 2 x Shure SM58 avec inter/ with switch
- 2 x DI Radial J48 ou/or JDI

**Plan to have windscreens for all the microphones**

- The main sound patch is placed on the left side of the stage
- Monitor mix is made with the FOH sound desk
- Plan to bring at least a 20 m and a 30 m cables for the lines 19 and 20

*All our pyrotechnic devices and effects are waterproof. It is mandatory that we should be able to perform even if the weather was bad, provided of course that there is an audience and that the weather conditions do not become dangerous.*

*All technical suppliers shall make the necessary arrangements for their equipment to be adequately protected in case of bad weather.*

# SOUND PATCH

**Patch Commandos Percu (CDF)**

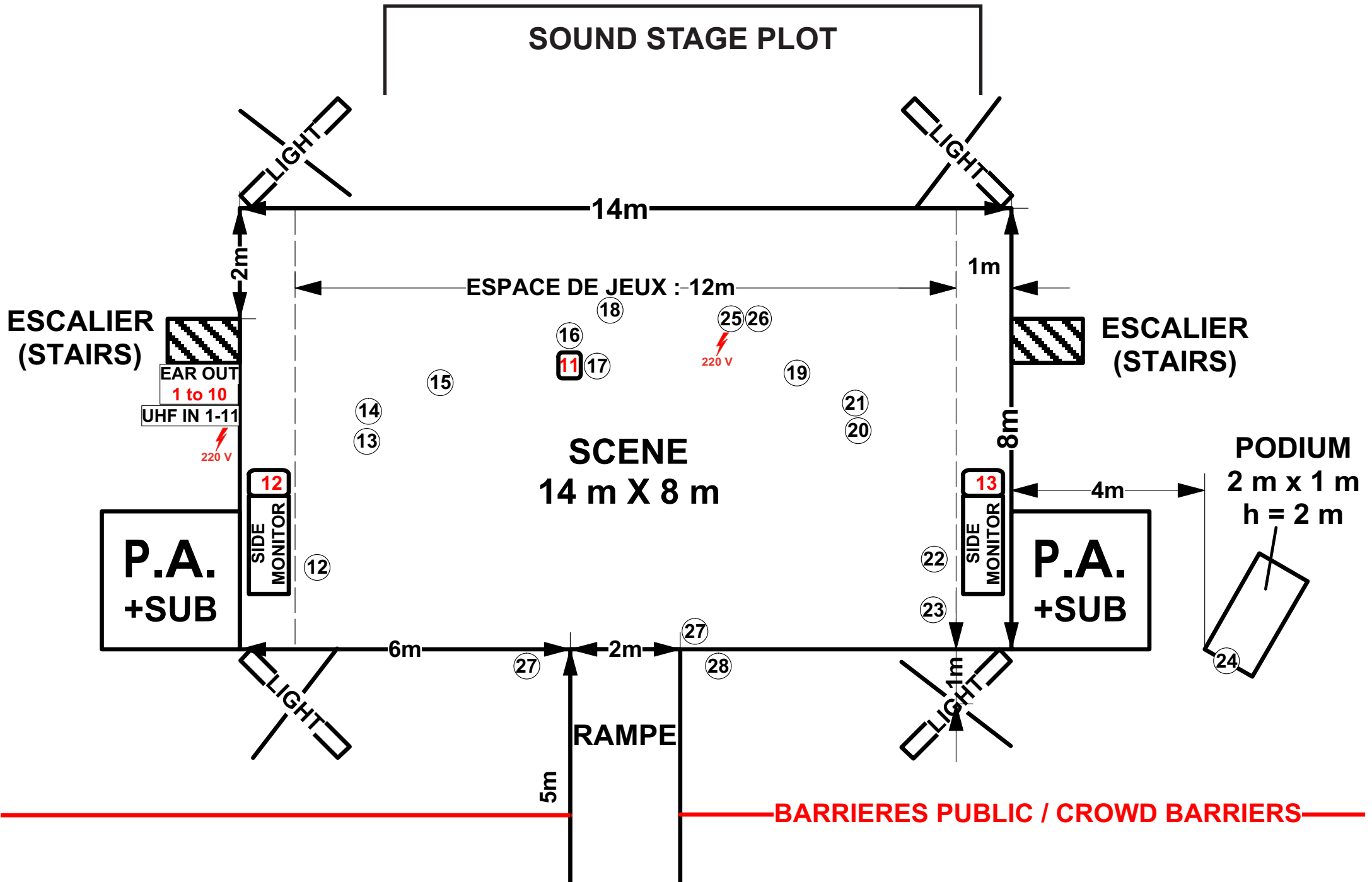
**Maj 15/02/2018**

Patch	Instrument	Mic.	Pied mic.	Divers
1	Big Drum HF	wireless provided		
2	OHF Ruddy	wireless provided		
3	BHF Ruddy	wireless provided		
4	OHF Stef	wireless provided		
5	BHF Stef	wireless provided		
6	OHF Will	wireless provided		
7	BHF Will	wireless provided		
8	OHF Metty	wireless provided		
9	BHF Metty	wireless provided		
10	HF Narbé	wireless provided		
11	HF Mako	wireless provided		
12	Cymb L1	sm 57	little boom	
13	Fletsh L	E904/ e604	clamp 604	
14	Cymb L2	sm 57	boom	
15	Cymb L3	sm 57	boom	
16	Cymb Big drum	sm 57	boom	
17	Voc Metty	B58A	boom	
18	Big Drum Mic.	D6/B52	boom	
19	Cymb R3	sm 57	boom	
20	Fletsh R	E904/ e604	clamp 604	
21	Cymb R2	sm 57	boom	
22	Cymb R1	sm 57	little boom	
23	Troncs	sm 57		long wire
24	Rotogun	E904/ e604	boom	folding rost.

Patch	Instrument	Mic.	Pied mic.	Divers
25	Samp L	Radial JDI- J48		
26	Samp R	Radial JDI- J48		
27	Amb audience SR	KM184/ C451	boom	
28	Amb audience SL	KM184/ C451	boom	
29	TB Stage	sm 58	boom	switch
-	Mini jack			FOH Desk
-	Mini jack			FOH Desk
-	TB (FOH)	sm 58		switch
2 boom stands for antenas				


Patch OUT		Commandos Percu (CDF)
Aux 1-2	In ear Ruddy	provided
Aux 3-4	In ear Stef	provided
Aux 5-6	In ear Will	provided
Aux 7-8	In ear Metty	provided
Aux 9-10	In ear Mako	provided
Aux 11	W Big drum	W 115XT hiq/D&B M4
Aux 12	Side fill SR	type D&B (Q7+Qsub)
Aux 13	Side fill SL	type D&B (Q7+Qsub)
Aux 14	Fx 1	FX provided-own cables
Aux 15	Fx 2	FX provided-own cables
Aux 16	Fx 3	FX provided-own cables
Aux 17	Fx 4	FX provided-own cables
Aux 18	FX 5	FX provided-own cables
Aux 19	FX6	FX provided-own cables

**contact : Laurent Boulhabel, lo.bou31@yahoo.fr / 00336 76 30 29 46**



## DETAILS FOR SHOWS ON, OR IN FRONT, OF WATER

- We need 2 barges (or landing stages) with anchors and floor, they have to be stable enough for fireworks setting :
  - 1 barge 6m x 6m located 70 meters behind the front of the stage (depending on the site)  
The proper location will be decided according to the final ground plan.
  - 1 barge 12m x 4m located 14 meters behind the front of the stage.
- This 2 barges must be install and ready for 9:00 o'clock the day of the show.
- We need also 2 boats with motor (4m x 1,30m minimum) from 9:00 o'clock



## **NOTE FOR THE TECHNICAL STAFF**

**It's very important for you to respect the following points:**

- No material behind the stage (i.e such as flight cases) for safety reason
- The stage is part of the safety area. For safety reasons, smoking is forbidden.
- You shall make the necessary arrangements for your equipment to be adequately protected in case of bad weather.
- All the wires (sound and light) have to be protected from fire as much as possible.
- Just after the show, acces to the stage is not allowed without our permission. We need 20min to take off the fireworks.