



TECHNICAL RIDER 2026 _ V1

Update JUNE 2026 :
- update contact list



CONTACTS TECHNIQUES

Production : Audrey itier / production@commandospercu.com
+33 (0)6 84 27 10 88

Fireworks : Metty Benistant / pyro@commandospercu.com
+335 61 35 00 77 / +336 68 98 77 01

Light control : Etienne Pinochet / pinochetetienne@gmail.com
+336 48 23 30331

Sound engineer : Laurent Boulhabel / lo.bou31@yahoo.fr
+33 (0)6 76 30 29 46

PREAMBULE

This technical rider and any possible modifications are enclosed with the contract.

Each provider must be aware of the following technical conditions especially with regard to weather conditions.

We need the technical crew to welcome us on site : 2 sound technicians and 2 light technicians to set-up local technical requests. We also ask 2 people to help to set up / to strike (schedule to be confirmed). Our crew on tour is composed of 10 people : 4 musicians / pyrotechnicians, 1 production manager, 1 sound engineer, 1 light manager and 3 pyrotechnician.

INDEX

CONTACTS TECHNIQUES	2
PYROTECHNIC AND SCENIC DEVICES OVERVIEW.....	4
LOCAL CREW	6
F.O.H.....	6
POWER SUPPLY.....	6
SCENE VUE DE HAUT - DIMENSIONS	7
CLAUSES CONCERNING PYROTECHNICS (importation or local provider)	8
SAFETY / SECURITY	8
PLACE / TENT FOR THE SET UP + STORAGE FOR FIREWORKS.....	9
DRESSING ROOM	9
CATERING	9
MATERIAL TO LIFT	9
PLANNING	10
CLEANING UP	10
WEATHER.....	10
PUBLIC LIGHT	10
LIGHT EQUIPEMENT LIST	11
LIGHT PLOT	12
SOUND MATERIAL LIST	13
SOUND PATCH	14
SOUND PLOT	15
NOTE FOR THE TECHNICAL STAFF	16
DETAILS FOR SHOWS ON, OR IN FRONT, OF WATER	17

PYROTECHNIC AND SCENIC DEVICES OVERVIEW

safety area made
with crowd barriers

fireworks fallout area
size adapted to the the project and the site

30 crowd barriers
we use them to rig the fireworks
+ 7 wooden pallets
+ 2 Lift tower

STAIRS



STAGE
14 m x 10 m
+ 9 x stage deck



STAIRS

P.A.
+ SUB

P.A.
+ SUB


Pop-up tent 8m x 4m

slope access
used for parade arrival

PUBLIC
AREA

PUBLIC
AREA

safety area made
with crowd barriers



LOCAL CREW

- 1 light manager + 1 light technician
- 1 sound manager + 1 sound technician
- 1 local pyrotechnician

STAGE

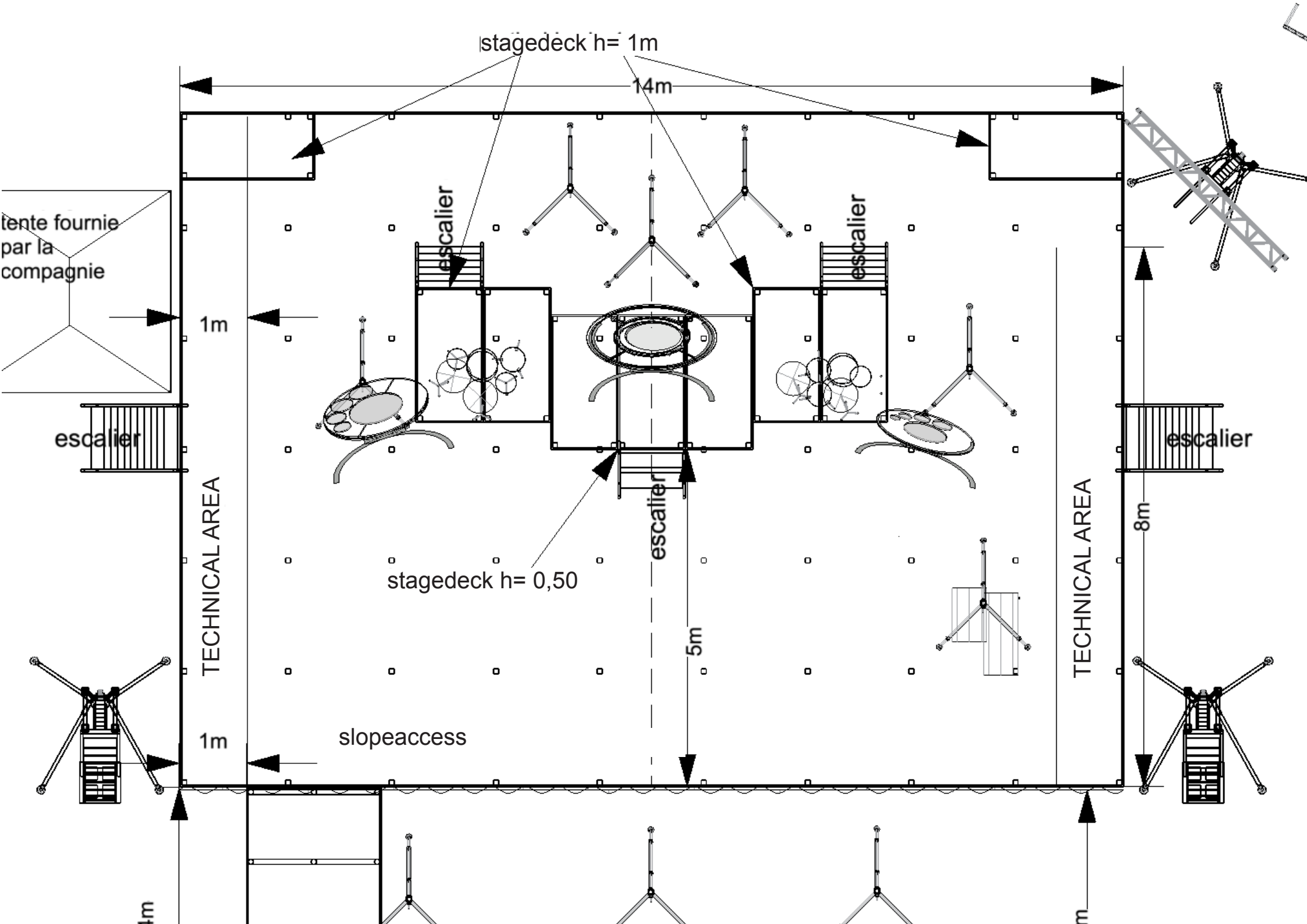
- Size : 14 m X 10 m, with slope access 2m wide x slope 30% approx without handrail or any roof.
stage height = 1,50m / (1,80 m for more than 8 000 people)
- 2 stairs : stage right and back stage
- 9 stage deck 2m x 1m, grouped by with this height : 2 single at 1m + 2 block of 2 at 1 m + 3 at 0,5m
- black face masking (only in front, never on back because fireworks set-up)
- **we need to screw on stage (small screw Ø 4 mm), if it is not possible thank you to provide 25 weight around 5 kg each**
- a squeegee brush in case of rain to take off water from the stage
- To preserve quality of show, please, do not set-up advertise around the stage without our agreement

F.O.H.

- A platform 4 x 3 m, h = 0.2 m for sound and light control desks. It has to be positioned 25 meters minimum away from the stage on its axis. Thank to set-up like this : sound desk in front, light desk behind
- Tent 5 m x 5 m appropriate for the stage control, it may be easily disassembled.
- To plan the route of wires run between the control desk and the stage.

POWER SUPPLY

- Power depend of the sound and light material (no provided by the company) so please ask to your sound and light provider to the power request.
- 3 power lines running under the stage (and not behind) with an electrical box providing 30m/A on each output line :
 - 1 three-phase + neutral service for the light system at the right side of the stage.
 - 1 three-phase + neutral service for Citycolors and Scrollers / light control desk / smoke machines / the splitter / at the right side of the stage
 - 1 three-phase + neutral service for the sound (ask the sound provider for more informations).
- The stage must be connected at the ground.
- We need 2 power plug 16A 220 V for 9 a.m. at stage right close to stairs.



CLAUSES CONCERNING PYROTECHNICS (importation or local provider)

- The first step is to contact the local authority to know if you can import and use french fireworks. If it's not allowed thank you to follow the step below :
 - local pyrotechnician : we need to be assisted and supervised by a local pyrotechnician appointed by the organiser.
(Please note that we have our own contacts in the UK, the Netherlands, Portugal : for details ask us).
- The local pyrotechnician tasks will be :
 1. To analyze our needs concerning pyrotechnics. To work with the organiser to define what can be done according to the site and the specific country legislation.
 2. To help us find the products we require, according to our descriptions.
 3. To order these products, to deliver them on the site and to help with their rigging on site. Our pyrotechnicians will also take part to the rigging. We will fire the fireworks with our own firing system.
 4. To assume, as a local pyrotechnician, the responsibility for fireworks shooting.
 5. The local pyrotechnician fee is paid by the festival's organiser. This payment includes fireworks and salary.
 6. In order to have an effective collaboration and to be supplied with good products and excellent advice, we would like to work with a recognised pyrotechnician

FIREWORKS SAFETY AREA

- Safety area spreads from the front of the stage towards the rear area. It includes the stage. The perfect fireworks safety area is 70 meters wide x 60 meters deep. But, we can change the fireworks and play on a smaller (or bigger) site.
- No material should be store behind the stage and on the stage's side.(fireworks fallout zone).
Storage is allowed behind PA, on sides of safety area and behind the stage
- Site must be available and closed to the audience as soon the fireworks will be delivery on site
- The pyrotechnic zone must be fitted with crowd control barriers according to security guidelines. Do not close the safety area with safety tape.
- Crowd barriers must be located at 3 or 5 meters away from the front of the stage.
- It is imperative for the site to be safely closed to keep people from getting into the fireworks area up to 2 hours after the show.
- After the performance, the crowd barriers located in the pyrotechnic zone should not be removed before notified by us.

SAFETY / SECURITY

- Security guards must be present before, during and up to 3 hours after the end of the show or all night long if we perform several days on the same site.
- The number of security guards required will be discussed with our production manager.
- It is crucial that members of the audience are prevented from getting into the pyrotechnic zone at all times.

PLACE / TENT FOR THE SET UP + STORAGE FOR FIREWORKS

- A room or large “Marquee” tent around 40 meters square and located on the site before the team arrives. It has to be equipped with 13A 220V electrical outlets. 3 tables and 9 chairs are also required, Located near to the stage, on one side (nothing behind the stage).
- A 20 ft shipping container or prefab to store firework from delivery. If we play only one show, fireworks can be store on 5m x 5m waterproof tent with wooden pallet on the floor.
- This tent can be removed some hours before the show (ask us for more details).
- Thank your for providing water, coffee, tea and fresh fruit.

DRESSING ROOM

- Located near the stage with tea, coffee, water, soft drinks, fruits, light, 6 mirrors, 6 towels + 6 washcloths, 3 tables and 11 chairs.
- It is mandatory to have tap with hot water to take off the make-up. Shower will appreciated.
- Thank you to provide a heater in case of cold weather (<15°C).

CATERING

- Thank you for providing water, tea, coffee and fresh fruit during all the day for 9 people next to the stage.
- We also need 11 sandwiches for after the strike (or for before the show if it is scheduled before 8:30 p.m.), they don't stand for dinner pas le diner.

MATERIAL TO LIFT

- We need 2 x Lifting tower to lift a 1 12 m alu truss equipped with frieworks. We provide the truss
- Type Genie Super Tower / Fantek LT 8045
- Delivered at 9 am on the morning of the show.

MATERIAL FOR FIREWORKS

- 7 wooden pallets, we give them back after the show.
- 30 kg of building sand (0/4)
- 4 H2O fire-extinguishers for the fireworks safety area
- 3 CO2 fire-extinguishers (2 behind PAs, 1 next to the F.O.H.).
- 30 crowd barriers, available 20m behind the stage. These barriers will be used to rig and stabilize fireworks.

Note : these 30 barriers come in addition to those intended to enclose the wole fireworks safety area.

- We will need access to water to fill up our extinguishers.

PLANNING

- **If we don't carry on the fireworks**, we need to have containair (or closed place), tent for set up, tables and chairs ready for 8 am the day before the show because we prepare the fireworks on site. The safety area also must closed the day before the show with security guard all the day and overnight. This place can be on other place than the show.

Day of the show :

- 9:00 :- arrival of the company, all the requirements must be delivery on site and tent set-up must ready to use. The sound and light provider must have already overload his material.
- set-up PA, FOH, light, backline and fireworks. All local crew must be present.
- 12:30 / 13:30 : lunch break,
- 14:00 : PA must ready to use
- 15:00 : light system must be ready
- 16:00 / 18:00 : soundcheck. If it's not possible or if an other show take place close to the stage, tell us beforehand and reserve a time lap of 90 min
- 18:00 : light focus
- The show goes for 45 min included a parade for 7 mn through the audience. We can do a bigger parade if you need.
- Strike takes place for 2 hours and start 30 mn after the end of the show (don't open the safety area before the end of the strike).

CLEANING UP

- The organiser will be in charge of cleaning up the safety area and the stage after the show.
- Three 500 liters containers or equivalent will be needed to clean up the fireworks safety area, if we play many shows on the same place, please organize rubbish collection after each show.

WEATHER

- All our fireworks materials and effects are waterproof. It's mandatory that we should be able to perform even in the weather was bad, provided of course that there is and audience and that the weather conditions do not become dangerous.
- All technical suppliers shall make the necessary arrangements for their equipments to be adequetely protected in case of bad

PUBLIC LIGHT

- Please make all arrangements with local technical services for the street lighting to be turned off during the show.
- It's imperative that a person in chage will come and meet our lighting manager and our stage manager on the afternoon before the show at the latest.

contact : Etienne Pinochet
pinochetetienne@gmail.com
+336 48 23 30 31

LIGHT EQUIPEMENT LIST

- All light material must be set-up and ready to use for 15:00, day of the show
- Thank you to provide to provide exactly the material requested. Thank you to contact light manager if you need to adapt some material. We will not accept adaptation without our agreement.
- FOH : can you please provide a rising platform around 0,20cm to have a good visibility of the stool.
- All our pyrotechnic devices and effects are waterproof. It is mandatory that we should be able to perform even if the weather was bad, provided of course that there is an audience and that the weather conditions do not become dangerous. All technical suppliers shall make the necessary arrangements for their equipment to be adequately protected in case of bad weather.
- 4 x FL 1300 must be set-up on PA Tower
- Light boom at front stage can not higher than the stage. LED PAR on them must be over hang (duck hang).
- Wash on sides will be raise with flightcase or woodstand (box or wathever).
- We need 2 x big light to strike stage and fireworks area.






Materiel must provided by the organization :

- 1 x Stagelift such as ST25 / height = fork at 7m
- 1 x square truss 300 / 2,5 m maximum
- 9 x light stand windup for single spot (such as Manfrotto 1004 BAC) :
 - 3 with side arm
 - 5 for single spot (or 3 + 2 tower with heavy base)
 - 1 for moving Head
- 2 x black box or flight case with black masking / height = around 1,10m
- 2 x fog machine such as Look Unique 2.1 with DMX Fan
- 3 x Robe Pointe (or Martin Mc Viper ou Mc Quantum, Chauvet Rogue Outcast 2 Hybrid)
- 2 x Rogue R2 Wash (17 Channels)
- 13 x Par Led Cameo Zenith 180 (or Martin Rish 2, Chauvet Colorado 3 solo)
- 6 x Cameo Zenit W600
- 10 x FL 1300 or LED type Strike Array 2, we set-up 4 on PA tower to use them as Public ligh
- light desk : only Grand MA 2 Light

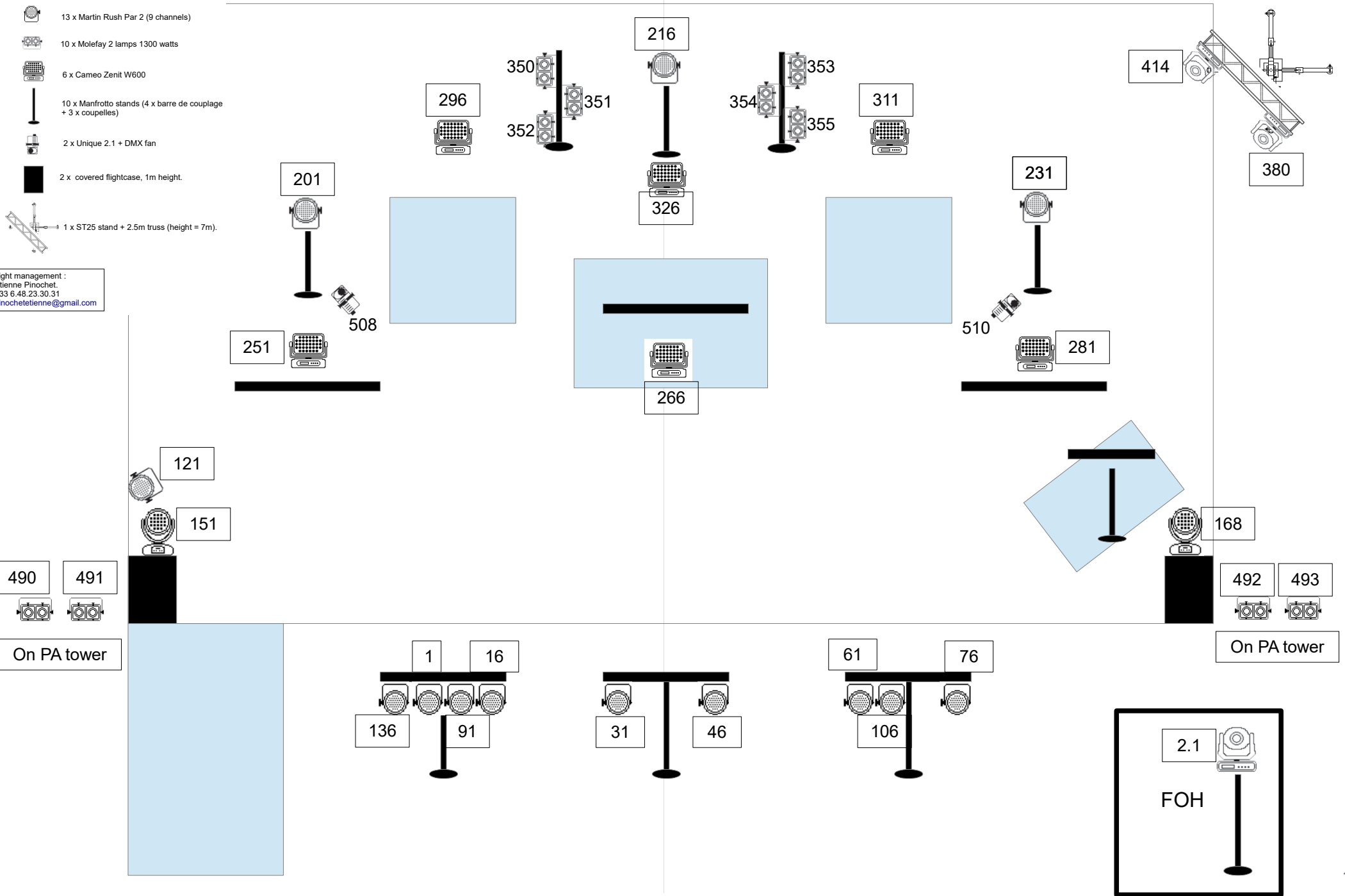
Materiel must provided by the company :

- 2 x Par Led
- 1 x smoke machine

Reminder : no truss above the stage and no silver spot

-  3 x Robe MegaPointe Mode 2
-  2 x Rogue R2 Wash (17 channels)
-  13 x Martin Rush Par 2 (9 channels)
-  10 x Molefay 2 lamps 1300 watts
-  6 x Cameo Zenit W600
-  10 x Manfrotto stands (4 x barre de couplage + 3 x coupelles)
-  2 x Unique 2.1 + DMX fan
-  2 x covered flightcase, 1m height.
-  1 x ST25 stand + 2.5m truss (height = 7m).

Light management :
Etienne Pinochet.
+33 6.48.23.30.31
pinochetetienne@gmail.com



SOUND MATERIAL LIST

Sound manager :

Laurent Boulhabel :

lo.bou31@yahoo.fr et 00336 76 30 29 46

Sound system :

- clusted** Line Array such as Heil, D&B, Adamson adapted to the audience expected.
- Sub bass located on 2 points with the PA left/right. Thank you to provide more sub-bass than the recommendations of the maker
- Front fill such as 115 XT HiQ (stereo)
- Out fill is required for wide site
- Sound System will be control from the main PA sound desk.

FOH :

- sound desk : YAMAHA CL5 + 2 x RIO32/24
+ 1 Ri8-D or 2 x slot XLR femelle
or sound desk : YAMAHA DM7 + 2 x RIO D2 32/24
- Intercom : 3 stations (stage right / sound desk / light desk)
console son, console lumière)

We arrive with the backup of the show on USB key, the backup is an «all» so the others backup will be deleted.

- The main sound patch is placed on the right side of the stage
- Monitor mix is made from PA sound desk

Monitor system :

- 5 x UHF Ear Monitor such as Shure PSM 1 000
(We can provide them, depend of the freight, contact us)

Microphones : (see page 13 for the sound desk patch)

- 3 x Audix D6 (or Beta 52)
 - 1 x DPA 4055 (or Audix D6)
 - 6 x D2 (ou Sennheiser 904)
 - 2 x AKG C535 (or 2 x KSM 137 + AKG C636)
 - 4 x Shure SM 81 (or 4 x AKG C 451)
 - 2 x Audix D4 (or Sennheiser MD 421)
 - 5 x Shure Beta 98 + pince A98D (indispensable)
 - 3 x Shure B57A (or Shure SM 57)
 - 2 x KM 184
 - We provide the DI box for the Laptop.
- + 4 x small mike stand
+ 10 x tall mike stand included 3 tall mike to rig our antenna HF

**We play outdoor so windscreens are mandatory
(for static and dynamic mic, be carefull we use differents
windscreens for the both kind of mikes)**

SOUND PATCH

Les Commandos Percu - Patch son spectacle Origine

maj 26/06/2025

Patch	Place	Instrument	Mike	Stand
1	HF	OHF STEF	*	
2		BHF STEF	*	
3		OHF WILL	*	
4		BHF WILL	*	
5		OHF METTY	*	
6		BHF METTY	*	
7		OHF MAKO	*	
8		BHF MAKO	*	
9		BLA METTY	*	
10		FLUTIAU	*	
11	MEDIUM BIG	MEDIUM BIG	D6/ B52	big
12		SNARE	B98+ AD98	
13		TOM 1 ½	D2/ E904	
14		TOM ½ 3	D2/ E904	
15	N-DRUM	KICK	D6/ B52	small
16		SNARE 1	B98+ AD98	
17		HH	C535/ KSM137	
18		SNARE 2	B98+ AD98	
19		FLOOR TOM	D4/ E904	small
20		CHINA	SM81/ C451	
21	BIG BIG	BIG BIG D	*	
22		BIG BIG C	*	
23		CHINA	SM81/ C451	big

Patch	Place	Instrument	Mike	Stand
24	N-ZLIP	KICK	DPA 4055 / D6	small
25		FLOOR TOM MD421	D4/ E904	small
26		TOM 1	D2/ E904	
27		FLETSH	B57A / SM 57	
28		TOM 2	D2/ E904	
29		CHINA	SM81/ C451	
30		DING	C535/ KSM137	
31		SMALL BIG	SMALL BIG	D6/ B52
32	TOM 1-2		D2/ E904	
33	SNARE		B98+ AD98	
34	TOM 3		D2/ E904	
35		CHINA/TITAN	SM81/ C451	
36	N-GURTU	BIDOTRONC	B98 + AD98	
37		BIDON V	B57A / SM 57	
38	SMALL BIG	FLETSH BIG DRUM	B57A / SM 57	big
39	CARTE SON	LEFT	DI* OUT 1	
40		RIGHT	DI* OUT 2	
41		BASS	DI* OUT 3	
42		CLICK	DI* OUT 4	
43		ORDRES 1	DI* OUT 5	
44		ORDRES 2	DI* OUT 6	
45		ORDRES 3	DI* OUT 7	
46		SMPTE	DI* OUT 8	
47		AUDIENCE L	KM 184	big
48		AUDIENCE R	KM 184	big


contact : Laurent Boulhabel, +336 76 30 29 46 / lo.bou31@yahoo.fr

*fourni par la compagnie / provided by the company

SOUND PLOT

DETAILS FOR SHOWS ON, OR IN FRONT, OF WATER

- We need 2 barges (or landing stages) with anchors and floor, they have to be stable enough for fireworks setting :
 - 1 barge 6 m x 6 m located 70 meters behind the front of the stage (depending on the site)
The proper location will be decided according to the final ground plan.
 - 1 barge 14 m x 6 m located 14 meters behind the front of the stage.
- These 2 barges must be installed and ready for 9:00 am the day of the show.
- We need also 2 boats with motor (4m x 1,30 m minimum) from 9:00 am



NOTE FOR THE TECHNICAL STAFF

It's very important for you to respect the following points:

- Material can not store on sides or behind the stage (i.e such as flight cases) for safety reason.
Storage is allowed behind PA Tower, under the stage, on sides of safety area.
- The stage is part of the safety area. For safety reasons, smoking is forbidden.
- You shall make the necessary arrangements for your equipment to be adequately protected in case of bad weather.
- All the wires (sound and light) have to be protected from fire as much as possible.
- Just after the show, acces to the stage is not allowed without our permission. We need 20min to take off the fireworks.

DETAILS FOR SHOWS ON, OR IN FRONT, OF WATER

- We need 2 barges (or landing stages) with anchors and floor, they have to be stable enough for fireworks setting :
 - 1 barge 6m x 6m located 30 meters behind the front of the stage (depending on the site)
The proper location will be decided according to the final ground plan.
 - 1 barge 12m x 4m located 14 meters behind the front of the stage.
- This 2 barges must be install and ready for 9:00 o'clock the day of the show.
- We need also 2 boats with motor (4m x 1,30m minimum) from 9:00 o'clock

